



Index


SECTION J

BODY AND FENDER TOOLS	J-104 – J-111
“C” Clamps	J-99
Chisels and Punches.....	J-101 – J-102
Chisel and Punch Sets.....	J-103
Eye Bolts	J-99
HAMMERS.....	J-88 – J-92
Handles, Crank.....	J-98
Handles, Hammer, Wood	J-92
Manual of Body Repairs.....	J-109
Pipe Wrench.....	J-45
Pliers.....	J-96 – J-97
Pry Bars Rolling, HD.....	J-100
Screwdrivers.....	J-93 – J-95
Tool Boxes and Kit Bags.....	J-112
SOCKETS, SETS & ATTACHMENTS	J-48 – J-87
1/4” Sq. Drive.....	J-50 – J-51
3/8” Sq. Drive	J-52 – J-64
1/2” Sq. Drive.....	J-65 – J-78
3/4” Sq. Drive.....	J-79 – J-82
1” Sq. Drive.....	J-83 – J-86
1 1/2” Sq. Drive.....	J-87
WRENCHES.....	J-18 – J-45
Adjustable.....	J-34
Auto Wrench Type, Adj.....	J-99
Box, Double Offset, Long.....	J-24 – J-25
Box, Double Offset, Short.....	J-24
Box, Striking Face.....	J-40 – J-41
Offset, 12 Pt.....	J-41
Straight, 6 Pt. & 12 Pt.	J-40
Box, 12 Pt. Single End.....	J-39
Check Nut (Thin)	J-30
Combination (Open-End and Box).....	J-18 – J-21
Construction	J-39
Flare Nut.....	J-33
Hex Keys.....	J-42
Hydraulic, (Angle) Open-End.....	J-26 – J-27
Mechanics Tool Sets.....	J-46 – J-47
Offset Socket.....	J-43
Open-End (Double Head).....	J-22 – J-23
Open-End Engineer’s (Single).....	J-35
Pipe Wrench.....	J-45
Ratcheting Box	J-31 – J-32
Service, Straight Opening.....	J-28
Service, 30-Deg. Opening.....	J-28 – J-29
Set Screw.....	J-34
Spanner, Various Types.....	J-36 – J-37
Structural (Open-End)	J-36 – J-37
Structural Box.....	J-38
“T” Handle Sockets.....	J-44

Combination Wrenches




Combination Open End Box Wrenches



USA1		QTY.
1158	1/4" Combination Wrench	1
1159	5/16" Combination Wrench	1
1159A	1/2" Combination Wrench	1
1160	3/8" Combination Wrench	1
1161	7/16" Combination Wrench	1
1162	1/2" Combination Wrench	1
1163	9/16" Combination Wrench	1
1164	5/8" Combination Wrench	1
1165	11/16" Combination Wrench	1
1166	3/4" Combination Wrench	1
1167A	13/16" Combination Wrench	1
1167	7/8" Combination Wrench	1
1168	15/16" Combination Wrench	1
1170	1" Combination Wrench	1
1171	1 1/16" Combination Wrench	1
1172	1 1/8" Combination Wrench	1
1173	1 1/4" Combination Wrench	1
1174	1 3/8" Combination Wrench	1
1175	1 3/4" Combination Wrench	1
1176	1 7/8" Combination Wrench	1
1177	1 1/2" Combination Wrench	1

Combination Open End Box Black Wrenches




USA1BLK		QTY.
BLK1158	1/4" Combination Wrench	1
BLK1159	5/16" Combination Wrench	1
BLK1159A	1/2" Combination Wrench	1
BLK1160	3/8" Combination Wrench	1
BLK1161	7/16" Combination Wrench	1
BLK1162	1/2" Combination Wrench	1
BLK1163	9/16" Combination Wrench	1
BLK1164	5/8" Combination Wrench	1
BLK1165	11/16" Combination Wrench	1
BLK1166	3/4" Combination Wrench	1
BLK1167A	13/16" Combination Wrench	1
BLK1167	7/8" Combination Wrench	1
BLK1168	15/16" Combination Wrench	1
BLK1170	1" Combination Wrench	1
BLK1171	1 1/16" Combination Wrench	1
BLK1172	1 1/8" Combination Wrench	1
BLK1173	1 1/4" Combination Wrench	1
BLK1174	1 3/8" Combination Wrench	1
BLK1175	1 3/4" Combination Wrench	1
BLK1176	1 7/8" Combination Wrench	1
BLK1177	1 1/2" Combination Wrench	1




Combination Wrenches

Combination Open End Box Wrenches



USA1A		QTY.
1180	1½" Combination Wrench	1
1182	1¼" Combination Wrench	1
1184	1¾" Combination Wrench	1
1186	1 ¹³ / ₁₆ " Combination Wrench	1
1188	1 ⁷ / ₈ " Combination Wrench	1
1190	2" Combination Wrench	1
1191	2 ¹ / ₁₆ " Combination Wrench	1

Combination Open End Box Black Wrenches




USA1BLK		QTY.
BLK1180	1½" Combination Wrench	1
BLK1182	1¼" Combination Wrench	1
BLK1184	1¾" Combination Wrench	1
BLK1186	1 ¹³ / ₁₆ " Combination Wrench	1
BLK1188	1 ⁷ / ₈ " Combination Wrench	1
BLK1190	2" Combination Wrench	1
BLK1191	2 ¹ / ₁₆ " Combination Wrench	1

Combination Wrenches




Combination Open End Box Wrenches



USA1B		QTY.
1192	2 1/8" Combination Wrench	1
1193	2 3/16" Combination Wrench	1
1194	2 1/4" Combination Wrench	1
1195	2 3/8" Combination Wrench	1
1196	2 1/2" Combination Wrench	1

Combination Open End Box Black Wrenches




USA1BBLK		QTY.
BLK1192	2 1/8" Combination Wrench	1
BLK1193	2 3/16" Combination Wrench	1
BLK1194	2 1/4" Combination Wrench	1
BLK1195	2 3/8" Combination Wrench	1
BLK1196	2 1/2" Combination Wrench	1




Combination Wrenches

Metric Combination Open End Box Wrenches



USA16		QTY.
1106MM	6 mm Combination Wrench	1
1107MM	7 mm Combination Wrench	1
1108MM	8 mm Combination Wrench	1
1109MM	9 mm Combination Wrench	1
1110MM	10 mm Combination Wrench	1
1111MM	11 mm Combination Wrench	1
1112MM	12 mm Combination Wrench	1
1113MM	13 mm Combination Wrench	1
1114MM	14 mm Combination Wrench	1
1115MM	15 mm Combination Wrench	1
1116MM	16 mm Combination Wrench	1
1117MM	17 mm Combination Wrench	1
1118MM	18 mm Combination Wrench	1
1119MM	19 mm Combination Wrench	1
1120MM	20 mm Combination Wrench	1
1121MM	21 mm Combination Wrench	1
1122MM	22 mm Combination Wrench	1
1123MM	23 mm Combination Wrench	1
1124MM	24 mm Combination Wrench	1
1125MM	25 mm Combination Wrench	1
1126MM	26 mm Combination Wrench	1
1127MM	27 mm Combination Wrench	1
1130MM	30 mm Combination Wrench	1
1132MM	32 mm Combination Wrench	1
1134MM	34 mm Combination Wrench	1

Metric Combination Open End Box Black Wrenches




USA16BLK		QTY.
BLK1106MM	6 mm Combination Wrench	1
BLK1107MM	7 mm Combination Wrench	1
BLK1108MM	8 mm Combination Wrench	1
BLK1109MM	9 mm Combination Wrench	1
BLK1110MM	10 mm Combination Wrench	1
BLK1111MM	11 mm Combination Wrench	1
BLK1112MM	12 mm Combination Wrench	1
BLK1113MM	13 mm Combination Wrench	1
BLK1114MM	14 mm Combination Wrench	1
BLK1115MM	15 mm Combination Wrench	1
BLK1116MM	16 mm Combination Wrench	1
BLK1117MM	17 mm Combination Wrench	1
BLK1118MM	18 mm Combination Wrench	1
BLK1119MM	19 mm Combination Wrench	1
BLK1120MM	20 mm Combination Wrench	1
BLK1121MM	21 mm Combination Wrench	1
BLK1122MM	22 mm Combination Wrench	1
BLK1123MM	23 mm Combination Wrench	1
BLK1124MM	24 mm Combination Wrench	1
BLK1125MM	25 mm Combination Wrench	1
BLK1126MM	26 mm Combination Wrench	1
BLK1127MM	27 mm Combination Wrench	1
BLK1130MM	30 mm Combination Wrench	1
BLK1132MM	32 mm Combination Wrench	1
BLK1134MM	34 mm Combination Wrench	1

Combination Wrenches Metric




Metric Combination Open End Box Wrenches



USA17		QTY.
1136MM	36 mm Combination Wrench	1
1141MM	41 mm Combination Wrench	1
1146MM	46 mm Combination Wrench	1
1150MM	50 mm Combination Wrench	1
1155MM	55 mm Combination Wrench	1
1160MM	60 mm Combination Wrench	1

Metric Combination Open End Box Black Wrenches




USA17BLK		QTY.
BLK1136MM	36 mm Combination Wrench	1
BLK1141MM	41 mm Combination Wrench	1
BLK1146MM	46 mm Combination Wrench	1
BLK1150MM	50 mm Combination Wrench	1
BLK1155MM	55 mm Combination Wrench	1
BLK1160MM	60 mm Combination Wrench	1




Double Wrenches

Double Open End & Double Offset Box Wrenches



USA2		QTY.
1020	¼ × ⅝ Open End Wrench	1
1721	⅝ × ⅞ Open End Wrench	1
1723	⅞ × ⅞ Open End Wrench	1
1725	⅞ × ½ Open End Wrench	1
1725B	½ × ⅝ Open End Wrench	1
1727	⅞ × ⅝ Open End Wrench	1
1027B	⅞ × ⅞ Open End Wrench	1
1731	¾ × ⅞ Open End Wrench	1
1033A	⅞ × ⅞ Open End Wrench	1
1735	1 × 1⅞ Open End Wrench	1
1037	1⅞ × 1¼ Open End Wrench	1
1039A	1⅞ × 1½ Open End Wrench	1
1041	1⅞ × 1⅞ Open End Wrench	1
9723	⅞ × ⅞ Short Box Wrench	1
9725B	½ × ⅝ Short Box Wrench	1
9727A	⅞ × ⅞ Short Box Wrench	1
9729	⅞ × ¾ Short Box Wrench	1
8723	⅞ × ⅞ Long Box Wrench	1
8725B	½ × ⅝ Long Box Wrench	1
8727	⅞ × ⅝ Long Box Wrench	1
8029B	1⅞ × ¾ Long Box Wrench	1
8731B	1⅞ × ⅞ Long Box Wrench	1
8033A	⅞ × ⅞ Long Box Wrench	1
8735	1 × 1⅞ Long Box Wrench	1
8037	1⅞ × 1¼ Long Box Wrench	1
8037A	1⅞ × 1⅞ Long Box Wrench	1
8039	1¼ × 1⅞ Long Box Wrench	1
8039A	1⅞ × 1½ Long Box Wrench	1

Double Open End & Double Offset Box Black Wrenches




USA2BLK		QTY.
BLK-1020	¼ × ⅝ Open End Wrench	1
BLK1721	⅝ × ⅞ Open End Wrench	1
BLK1723	⅞ × ⅞ Open End Wrench	1
BLK1725	⅞ × ½ Open End Wrench	1
BLK1725B	½ × ⅝ Open End Wrench	1
BLK1727	⅞ × ⅝ Open End Wrench	1
BLK1027B	⅞ × ⅞ Open End Wrench	1
BLK1731	¾ × ⅞ Open End Wrench	1
BLK1033A	⅞ × ⅞ Open End Wrench	1
BLK1735	1 × 1⅞ Open End Wrench	1
BLK1037	1⅞ × 1¼ Open End Wrench	1
BLK1039A	1⅞ × 1½ Open End Wrench	1
BLK1041	1⅞ × 1⅞ Open End Wrench	1
BLK9723	⅞ × ⅞ Short Box Wrench	1
BLK9725B	½ × ⅝ Short Box Wrench	1
BLK9727A	⅞ × ⅞ Short Box Wrench	1
BLK9729	⅞ × ¾ Short Box Wrench	1
BLK8723	⅞ × ⅞ Long Box Wrench	1
BLK8725B	½ × ⅝ Long Box Wrench	1
BLK8727	⅞ × ⅝ Long Box Wrench	1
BLK8029B	1⅞ × ¾ Long Box Wrench	1
BLK8731B	1⅞ × ⅞ Long Box Wrench	1
BLK8033A	⅞ × ⅞ Long Box Wrench	1
BLK8735	1 × 1⅞ Long Box Wrench	1
BLK8037	1⅞ × 1¼ Long Box Wrench	1
BLK8037A	1⅞ × 1⅞ Long Box Wrench	1
BLK8039	1¼ × 1⅞ Long Box Wrench	1
BLK8039A	1⅞ × 1½ Long Box Wrench	1

Service Pump Wrenches




Hydraulic Angle Open End & Service Pump Wrenches



USA3		QTY.
3710A	1/2 x 1/2 Hydraulic Wrench	1
3710	3/8 x 3/8 Hydraulic Wrench	1
3711	7/16 x 7/16 Hydraulic Wrench	1
3712	1/2 x 1/2 Hydraulic Wrench	1
3713	9/16 x 9/16 Hydraulic Wrench	1
3714	5/8 x 5/8 Hydraulic Wrench	1
3715	11/16 x 11/16 Hydraulic Wrench	1
3716	3/4 x 3/4 Hydraulic Wrench	1
3717	13/16 x 13/16 Hydraulic Wrench	1
3718	7/8 x 7/8 Hydraulic Wrench	1
3719	15/16 x 15/16 Hydraulic Wrench	1
3720	1 x 1 Hydraulic Wrench	1
3721	1 1/16 x 1 1/16 Hydraulic Wrench	1
3722	1 1/8 x 1 1/8 Hydraulic Wrench	1
3722A	1 3/16 x 1 3/16 Hydraulic Wrench	1
3723	1 1/4 x 1 1/4 Hydraulic Wrench	1
3724	1 3/8 x 1 3/8 Hydraulic Wrench	1
3725	1 7/16 x 1 7/16 Hydraulic Wrench	1
3726	1 1/2 x 1 1/2 Hydraulic Wrench	1
1224	3/4 Service Wrench	1
1226	13/16 Service Wrench	1
1228	7/8 Service Wrench	1
1230	15/16 Service Wrench	1
1232	1 Service Wrench	1
1234	1 1/16 Service Wrench	1
1236	1 1/8 Service Wrench	1
1238	1 3/16 Service Wrench	1
1240	1 1/4 Service Wrench	1
1242	1 5/16 Service Wrench	1
1244	1 3/8 Service Wrench	1
1246	1 7/16 Service Wrench	1

Hydraulic Angle Open End & Service Pump Black Wrenches



USA3BLK		QTY.
BLK3710A	1/2 x 1/2 Hydraulic Wrench	1
BLK3710	3/8 x 3/8 Hydraulic Wrench	1
BLK3711	7/16 x 7/16 Hydraulic Wrench	1
BLK3712	1/2 x 1/2 Hydraulic Wrench	1
BLK3713	9/16 x 9/16 Hydraulic Wrench	1
BLK3714	5/8 x 5/8 Hydraulic Wrench	1
BLK3715	11/16 x 11/16 Hydraulic Wrench	1
BLK3716	3/4 x 3/4 Hydraulic Wrench	1
BLK3717	13/16 x 13/16 Hydraulic Wrench	1
BLK3718	7/8 x 7/8 Hydraulic Wrench	1
BLK3719	15/16 x 15/16 Hydraulic Wrench	1
BLK3720	1 x 1 Hydraulic Wrench	1
BLK3721	1 1/16 x 1 1/16 Hydraulic Wrench	1
BLK3722	1 1/8 x 1 1/8 Hydraulic Wrench	1
BLK3722A	1 3/16 x 1 3/16 Hydraulic Wrench	1
BLK3723	1 1/4 x 1 1/4 Hydraulic Wrench	1
BLK3724	1 3/8 x 1 3/8 Hydraulic Wrench	1
BLK3725	1 7/16 x 1 7/16 Hydraulic Wrench	1
BLK3726	1 1/2 x 1 1/2 Hydraulic Wrench	1
BLK-1224	3/4 Service Wrench	1
BLK1226	13/16 Service Wrench	1
BLK1228	7/8 Service Wrench	1
BLK-1230	15/16 Service Wrench	1
BLK1232	1 Service Wrench	1
BLK1234	1 1/16 Service Wrench	1
BLK1236	1 1/8 Service Wrench	1
BLK1238	1 3/16 Service Wrench	1
BLK1240	1 1/4 Service Wrench	1
BLK1242	1 5/16 Service Wrench	1
BLK1244	1 3/8 Service Wrench	1
BLK1246	1 7/16 Service Wrench	1




Pipe Wrenches & Pry Bars

Adjustable & Pipe Wrenches



USA4		QTY.
A6	6" Adjustable Wrench	1
A8	8" Adjustable Wrench	1
A10	10" Adjustable Wrench	1
A12	12" Adjustable Wrench	1
A15	15" Adjustable Wrench	1
A18	18" Adjustable Wrench	1
PW10	10" Pipe Wrench	1
PW14	14" Pipe Wrench	1
PW18	18" Pipe Wrench	1
PW24	24" Pipe Wrench	1
PWA14	14" Aluminum Pipe Wrench	1
PWA18	18" Aluminum Pipe Wrench	1

Pinch & Pry Bars



USA5		QTY.
196C	16 x 5/8 Pinch Bar	1
197C	24 x 3/4 Pinch Bar	1
198C	30 x 7/8 Pinch Bar	1
192C	12 x 1/2 Rolling Hd.	1
193C	15 x 1/2 Rolling Hd.	1
194C	18 x 5/8 Rolling Hd.	1

Hammers & Body & Fender Tools

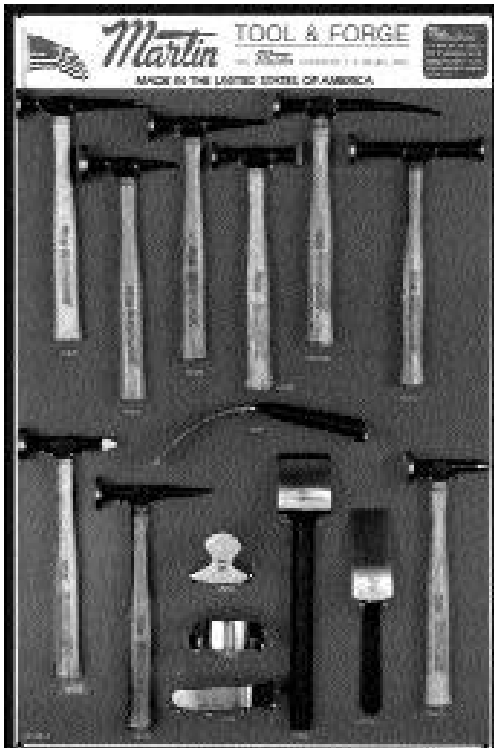


Hammers



USA6		QTY.
103G	8 oz. Ball Peen	1
105G	1 lb. Ball Peen	1
107G	1½ lb. Ball Peen	1
108G	2 lb. Ball Peen	1
110G	3 lb. Ball Peen	1
123G	3 lb. Cross Peen	1
143G	3 lb. Double Face	1
194G	4 lb. Hand Drilling	1
132G	1 lb. Scaling	1
28G	1 lb. Riveting	1

Body & Fender Tools




USA7		QTY.
158G	General Purpose Pick Hmr.	1
169G	Large Face Pick Finishing Hmr.	1
153S	Cross Chisel Shrinking Hmr.	1
162G	Shrinking Hmr.	1
156GB	Curved Pick Hmr.	1
150G	Dinging Hmr.	1
168G	Cross Peen Finishing Hmr.	1
153G	Cross Chisel Hmr.	1
1054	Long Curved Spoon	1
1060	General Purpose Dolly	1
1059	Heel Dolly	1
1058	Toe Dolly	1
1052	Spoon Dolly	1
1036	Light Dinging Spoon	1
164G	Utility Pick Hmr.	1




Screwdrivers, Pliers & Spanner Wrenches

Screwdrivers and Pliers



USA10		QTY.
SDP3	No. 1 PHIL-3"	1
SDP4	No. 2 PHIL-4"	1
SDP6	No. 3 PHIL-6"	1
SDE4	3/16 x 4" Cabinet	1
SDE6	3/16 x 6" Electrical	1
SDE8	3/16 x 8" Electrical	1
SDR4	1/4 x 4" Mechanics	1
SDR6	5/16 x 6" Heavy Duty	1
SDR8	3/8 x 8" Heavy Duty	1
SDS4	1/4 x 4" Sq. Blade	1
SDS6	5/16 x 6" Sq. Blade	1
SDS8	3/8 x 8" Sq. Blade	1
SDS10	3/8 x 10" Sq. Blade	1
SDS12	3/8 x 12" Sq. Blade	1
SDS1	1/4 x 1 1/2" Sq. Stubby	1
SDP1	No. 2 PHIL Stubby	1
P407	7" Tongue & Groove	1
P510	10" Tongue & Groove	1
P71275	12 3/4" Tongue & Groove	1
P2065	6 1/2" Slip Joint	1
P208	8" Slip Joint	1
P210	10" Slip Joint	1
P307	7" Lineman's	1
P308	8" Lineman's	1
P309	9" Lineman's (New Eng.)	1
P206	6" Diagonal Cut	1
P2075	7 1/2" Diagonal Cut	1
P506	6" Chain Nose	1
P507	7" Chain Nose	1

Spanner Wrenches




USA9		QTY.
418	1" C/C Face Spanner	1
420	1 1/4" C/C Face Spanner	1
422	1 1/2" C/C Face Spanner	1
424	1 3/4" C/C Face Spanner	1
426	2" C/C Face Spanner	1
428	2 1/4" C/C Face Spanner	1
430	2 1/2" C/C Face Spanner	1
454	1 1/2" Cir. Dia. Pin Spanner	1
455	1 3/4" Cir. Dia. Pin Spanner	1
456	2" Cir. Dia. Pin Spanner	1
457	2 1/4" Cir. Dia. Pin Spanner	1
458	2 1/2" Cir. Dia. Pin Spanner	1
459	2 3/4" Cir. Dia. Pin Spanner	1
460	3" Cir. Dia. Pin Spanner	1
471	3/4 - 2" Adj. Hook Spanner	1
472	1 1/4 - 3" Adj. Hook Spanner	1
474	2 - 4 3/4" Adj. Hook Spanner	1
474A	4 1/2 - 6 1/4" Adj. Hook Spanner	1
474B	6 1/8 - 8 3/4" Adj. Hook Spanner	1
0471	3/4 - 2" Adj. Pin Spanner	1
0471A	3/4 - 2" Adj. Pin Spanner	1
0472	1 1/4 - 3" Adj. Pin Spanner	1
0472A	1 1/4 - 3" Adj. Pin Spanner	1
0474	2 - 4 3/4" Adj. Pin Spanner	1
0474A	4 1/2 - 6 1/4" Adj. Pin Spanner	1
482	2" Adj. Face Spanner	1
483	3" Adj. Face Spanner	1
484	4" Adj. Face Spanner	1

Chisels, Punches & Brass and Dead Blow Hammers




Chisels and Punches



USA18			QTY.
C8	1/4"	Cold Chisel	*P30 1/4" Prick Punch
C10	5/16"	Cold Chisel	*P31 5/16" Prick Punch
C12	3/8"	Cold Chisel	P32 3/8" Prick Punch
C13	7/16"	Cold Chisel	P33 1/2" Prick Punch
C16	1/2"	Cold Chisel	
C20	5/8"	Cold Chisel	P38 3/32" Center Punch
C24	3/4"	Cold Chisel	P39 5/32" Center Punch
C28	7/8"	Cold Chisel	P40 3/16" Center Punch
C32	1"	Cold Chisel	P42 1/4" Center Punch
C36	1 1/8"	Cold Chisel	P43 3/8" Center Punch
C120	3/4"	Lg. Cold Chisel	P2 1/16" Pin Punch
C124	5/8"	Lg. Cold Chisel	P3 3/32" Pin Punch
C125	3/4"	Lg. Cold Chisel	P4 1/8" Pin Punch
C126	3/4"	Lg. Cold Chisel	P5 3/32" Pin Punch
C129	7/8"	Lg. Cold Chisel	P6 3/16" Pin Punch
C132	1"	Lg. Cold Chisel	P7 7/32" Pin Punch
C133	1"	Lg. Cold Chisel	P8 1/4" Pin Punch
C39	1/8"	Cape Chisel	P10 5/16" Pin Punch
C40	3/16"	Cape Chisel	*P12 1/16" Solid Punch
C42	1/4"	Cape Chisel	P13 3/32" Solid Punch
C44	5/16"	Cape Chisel	P14 1/8" Solid Punch
C46	3/8"	Cape Chisel	*P15 5/32" Solid Punch
			P16 3/16" Solid Punch
C71	3/16"	Hlf. Rd. Chisel	*P17 7/32" Solid Punch
C72	1/4"	Hlf. Rd. Chisel	P18 1/4" Solid Punch
C73	5/16"	Hlf. Rd. Chisel	P19 5/16" Solid Punch
C74	3/8"	Hlf. Rd. Chisel	
C75	1/2"	Hlf. Rd. Chisel	P23 3/32" Lg. Taper Punch
			P24 1/8" Lg. Taper Punch
C58	1/8"	Diamond Pt.	P25 5/32" Lg. Taper Punch
C59	3/16"	Diamond Pt.	P26 3/16" Lg. Taper Punch
C60	1/4"	Diamond Pt.	P26A 7/32" Lg. Taper Punch
C61	5/16"	Diamond Pt.	P27 1/4" Lg. Taper Punch
C62	3/8"	Diamond Pt.	P28 5/16" Lg. Taper Punch
C64	1/2"	Diamond Pt.	P28A 1/4" Lg. Taper Punch
C422	3/4"	Rivet Buster	P29 5/16" Lg. Taper Punch
			P34 3/8" Lg. Taper Punch

Brass and Dead Blow Hammers




USA19		QTY.
HSB 15	1 1/2 lb. Brass Hammer	1
HSB 25	2 1/2 lb. Brass Hammer	1
HSB 4	3 1/2 lb. Brass Hammer	1
HPD 1	1.25 lb. Dead Blow Hammer	1
HPD 2	1.5 lb. Dead Blow Hammer	1
HPD 3	2.2 lb. Dead Blow Hammer	1
HPD 4	2.9 lb. Dead Blow Hammer	1



Sockets

3/8" Drive Sockets



USA11		QTY.
B52	8" Ratchet	B608 1/4 Pt. Std.
B103	3" Extension	B610 5/16 Pt. Std.
B105	6" Extension	B612 3/8 Pt. Std.
B112	10" Extension	B614 7/16 Pt. Std.
B40A	Flexible Hdle.	B616 1/2 Pt. Std.
*B20A	Sliding T-Hdle.	B618 5/8 Pt. Std.
B15	Speeder	B620 3/4 Pt. Std.
B140A	Universal	B622 7/8 Pt. Std.
BS129	3/4F x 1/4M Adpt.	B624 1 1/4 Pt. Std.
BS130	3/4F x 1/2M Adpt.	B626 1 1/2 Pt. Std.
B1212	3/16 12 Pt. Std.	B628 3/4 6 Pt. Deep
B1214	1/4 12 Pt. Std.	BD612 7/16 6 Pt. Deep
B1216	5/16 12 Pt. Std.	BD614 1/2 6 Pt. Deep
B1218	3/8 12 Pt. Std.	BD616 5/8 6 Pt. Deep
B1220	7/8 12 Pt. Std.	BD618 3/4 6 Pt. Deep
B1222	1 1/16 12 Pt. Std.	BD620 7/8 6 Pt. Deep
B1224	1 1/4 12 Pt. Std.	BD622 1 1/16 6 Pt. Deep
B1226	1 3/8 12 Pt. Std.	BD624 1 1/4 6 Pt. Deep
B1228	1 1/2 12 Pt. Std.	BD626 1 3/8 6 Pt. Deep
B1230	1 5/8 12 Pt. Std.	BA4 1/4 Hex Bit Skt.
B1232	1 7/8 12 Pt. Std.	BA5 5/16 Hex Bit Skt.
BD1212	3/16 12 Pt. Deep	BA6 3/8 Hex Bit Skt.
BD1214	1/4 12 Pt. Deep	BA7 1/2 Hex Bit Skt.
BD1216	5/16 12 Pt. Deep	BA8 3/4 Hex Bit Skt.
BD1218	3/8 12 Pt. Deep	BA10 5/8 Hex Bit Skt.
BD1220	7/8 12 Pt. Deep	BA12 3/4 Hex Bit Skt.
BD1222	1 1/16 12 Pt. Deep	BM606 6mm 6 Pt. Std.
BD1224	1 1/4 12 Pt. Deep	BM607 7mm 6 Pt. Std.
BD1226	1 3/8 12 Pt. Deep	BM608 8mm 6 Pt. Std.
BD1228	1 1/2 12 Pt. Deep	BM609 9mm 6 Pt. Std.
		BM610 10mm 6 Pt. Std.
		BM611 11mm 6 Pt. Std.
		BM612 12mm 6 Pt. Std.
		BM613 13mm 6 Pt. Std.
		BM614 14mm 6 Pt. Std.
		BM615 15mm 6 Pt. Std.
		BM616 16mm 6 Pt. Std.
		BM617 17mm 6 Pt. Std.
		BM618 18mm 6 Pt. Std.
		BM619 19mm 6 Pt. Std.
		*BMD606 6mm 6 Pt. Deep
		*BMD607 7mm 6 Pt. Deep
		BMD608 8mm 6 Pt. Deep
		BMD609 9mm 6 Pt. Deep
		BMD610 10mm 6 Pt. Deep
		BMD611 11mm 6 Pt. Deep
		BMD612 12mm 6 Pt. Deep
		BMD613 13mm 6 Pt. Deep
		BMD614 14mm 6 Pt. Deep
		BMD615 15mm 6 Pt. Deep
		BMD616 16mm 6 Pt. Deep
		BMD617 17mm 6 Pt. Deep
		BMD618 18mm 6 Pt. Deep
		BMD619 19mm 6 Pt. Deep
		2610 3/16 6 Pt. Std./Power
		2612 1/4 6 Pt. Std./Power
		2614 5/16 6 Pt. Std./Power
		2616 3/8 6 Pt. Std./Power
		2618 7/8 6 Pt. Std./Power
		2620 1 1/8 6 Pt. Std./Power
		2622 1 1/16 6 Pt. Std./Power
		*2624 3/4 6 Pt. Std./Power
		*12610 3/8 6 Pt. Deep/Power
		*12612 1/2 6 Pt. Deep/Power
		*12614 3/8 6 Pt. Deep/Power
		*12616 1/2 6 Pt. Deep/Power
		*12618 3/8 6 Pt. Deep/Power
		*12620 1 1/8 6 Pt. Deep/Power
		*12622 1 1/16 6 Pt. Deep/Power
		*12624 3/4 6 Pt. Deep/Power
		2140A Impact Universal
		*24A 3/4F x 1/4M Adaptor

1/2" Drive Sockets



USA12		QTY.
SF51	10" Ratchet	SD1230 1 1/8 12 Pt. Deep
S110P	5" Extension	SD1232 1 1/2 Pt. Deep
*S115P	10" Extension	SD1234 1 1/4 12 Pt. Deep
S121P	20" Extension	SD1236 1 1/2 12 Pt. Deep
*SF41	Flexible Hdle.	STM1209 9mm 12 Pt. Std.
S20A	Sliding T-Hdle.	STM1210 10mm 12 Pt. Std.
S15	Speeder	STM1211 11mm 12 Pt. Std.
S140	Universal	STM1212 12mm 12 Pt. Std.
SH129	1/2F x 3/8M Adpt.	STM1213 13mm 12 Pt. Std.
SH130	1/2F x 1/2M Adpt.	STM1214 14mm 12 Pt. Std.
ST1212	3/16 12 Pt. Std.	STM1215 15mm 12 Pt. Std.
ST1214	1/4 12 Pt. Std.	STM1216 16mm 12 Pt. Std.
ST1216	5/16 12 Pt. Std.	STM1217 17mm 12 Pt. Std.
ST1218	3/8 12 Pt. Std.	STM1218 18mm 12 Pt. Std.
ST1220	7/8 12 Pt. Std.	STM1219 19mm 12 Pt. Std.
ST1222	1 1/16 12 Pt. Std.	STM1220 20mm 12 Pt. Std.
ST1224	1 1/4 12 Pt. Std.	STM1221 21mm 12 Pt. Std.
ST1226	1 3/8 12 Pt. Std.	STM1222 22mm 12 Pt. Std.
ST1228	1 1/2 12 Pt. Std.	STM1224 24mm 12 Pt. Std.
ST1230	1 5/8 12 Pt. Std.	STM1227 27mm 12 Pt. Std.
ST1232	1 7/8 12 Pt. Std.	STM1230 30mm 12 Pt. Std.
ST1234	2 1/16 12 Pt. Std.	STM1232 32mm 12 Pt. Std.
*ST1236	1 1/4 12 Pt. Std.	4614 7/8 6 Pt. Std./Power
*ST1238	1 3/8 12 Pt. Std.	4616 1 1/8 6 Pt. Std./Power
*ST1240	1 1/2 12 Pt. Std.	4618 3/4 6 Pt. Std./Power
*ST1242	1 5/8 12 Pt. Std.	4620 1 1/8 6 Pt. Std./Power
ST1244	1 3/4 12 Pt. Std.	4622 1 1/4 6 Pt. Std./Power
ST1246	1 7/8 12 Pt. Std.	4624 1 3/8 6 Pt. Std./Power
ST1248	2 1/8 12 Pt. Std.	4626 1 7/8 6 Pt. Std./Power
SD1216	1/2 12 Pt. Deep	*4628 3/4 6 Pt. Std./Power
SD1218	5/8 12 Pt. Deep	*4630 7/8 6 Pt. Std./Power
SD1220	3/4 12 Pt. Deep	4632 1 6 Pt. Std./Power
SD1222	1 1/16 12 Pt. Deep	4634 1 1/8 6 Pt. Std./Power
SD1224	1 1/4 12 Pt. Deep	4636 1 1/4 6 Pt. Std./Power
SD1226	1 3/8 12 Pt. Deep	4640 1 3/8 6 Pt. Std./Power
SD1228	1 1/2 12 Pt. Deep	14612 3/8 6 Pt. Deep/Power
		14616 1/2 6 Pt. Deep/Power
		14618 3/4 6 Pt. Deep/Power
		14620 5/8 6 Pt. Deep/Power
		14622 3/4 6 Pt. Deep/Power
		14624 7/8 6 Pt. Deep/Power
		14626 1 1/8 6 Pt. Deep/Power
		14628 1 1/4 6 Pt. Deep/Power
		*14632 1 1/8 6 Pt. Deep/Power
		*14634 1 3/8 6 Pt. Deep/Power
		14640 1 1/2 6 Pt. Deep/Power
		*4140A Impact Universal
		42A 1/2F x 3/8M Adaptor
		46 1/2F x 3/8M Adaptor
		4105A 5" Extension

*Limited Supply

SEARCH

EXIT

PREVIOUS


NEXT

INDEX

Sockets




3/4" Drive Sockets (Chrome)



USA13		QTY.
H51	21" Ratchet	1
H41A	Flex. Hdle.	1
H104	3 1/2" Extension	1
H110	8" Extension	1
H115	16" Extension	1
H140	Universal	1
H1224	3/4 12 Pt. Std.	1
H1226	13/16 12 Pt. Std.	1
H1228	7/8 12 Pt. Std.	1
H1230	15/16 12 Pt. Std.	1
H1232	1 12 Pt. Std.	1
H1234	1 1/16 12 Pt. Std.	1
H1236	1 1/8 12 Pt. Std.	1
H1240	1 1/4 12 Pt. Std.	1
H1242	1 5/16 12 Pt. Std.	1
H1244	1 3/8 12 Pt. Std.	1
H1246	1 7/16 12 Pt. Std.	1
H1248	1 1/2 12 Pt. Std.	1
H1250	1 5/16 12 Pt. Std.	1
H1252	1 5/8 12 Pt. Std.	1
H1254	1 11/16 12 Pt. Std.	1
H1256	1 3/4 12 Pt. Std.	1
H1258	1 13/16 12 Pt. Std.	1
H1260	1 7/8 12 Pt. Std.	1
H1264	2 12 Pt. Std.	1
H1266	2 1/16 12 Pt. Std.	1
H1268	2 1/8 12 Pt. Std.	1
H1270	2 3/16 12 Pt. Std.	1
H1272	2 1/4 12 Pt. Std.	1
H1276	2 3/8 12 Pt. Std.	1

3/4" Drive Sockets (Power)




USA13A		QTY.
64A	3/4F x 1/2M Adpt.	1
67	3/4F x 1M Adpt.	1
6107	7" Extension	1
6624	3/4 6 Pt. Std./Power	1
6626	13/16 6 Pt. Std./Power	1
6628	7/8 6 Pt. Std./Power	1
6630	15/16 6 Pt. Std./Power	1
6632	1 6 Pt. Std./Power	1
6634	1 1/16 6 Pt. Std./Power	1
6636	1 1/8 6 Pt. Std./Power	1
6638	1 1/16 6 Pt. Std./Power	1
6640	1 1/4 6 Pt. Std./Power	1
6642	1 5/16 6 Pt. Std./Power	1
6644	1 3/8 6 Pt. Std./Power	1
6646	1 7/16 6 Pt. Std./Power	1
6648	1 1/2 6 Pt. Std./Power	1
16624	3/4 6 Pt. Deep/Power	1
16626	13/16 6 Pt. Deep/Power	1
16628	7/8 6 Pt. Deep/Power	1
16630	15/16 6 Pt. Deep/Power	1
16632	1 6 Pt. Deep/Power	1
16634	1 1/16 6 Pt. Deep/Power	1
16636	1 1/8 6 Pt. Deep/Power	1
16638	1 1/16 6 Pt. Deep/Power	1
16640	1 1/4 6 Pt. Deep/Power	1
16642	1 5/16 6 Pt. Deep/Power	1
16644	1 3/8 6 Pt. Deep/Power	1
16646	1 7/16 6 Pt. Deep/Power	1
16648	1 1/2 6 Pt. Deep/Power	1




Sockets

1" Drive Sockets (Chrome)



USA14		QTY.
X51	30" Ratchet	1
X41A	Flex. Hdle.	1
X108	8" Extension	1
X117	17" Extension	1
X1246	1 ¹ / ₁₆ 12 Pt. Std.	1
X1248	1 ¹ / ₂ 12 Pt. Std.	1
X1252	1 ⁵ / ₁₆ 12 Pt. Std.	1
X1254	1 ¹¹ / ₁₆ 12 Pt. Std.	1
X1256	1 ³ / ₄ 12 Pt. Std.	1
X1258	1 ¹³ / ₁₆ 12 Pt. Std.	1
X1260	1 ¹ / ₈ 12 Pt. Std.	1
X1262	1 ¹⁵ / ₁₆ 12 Pt. Std.	1
X1264	2 12 Pt. Std.	1
X1268	2 ¹ / ₈ 12 Pt. Std.	1
X1270	2 ³ / ₁₆ 12 Pt. Std.	1
X1272	2 ¹ / ₄ 12 Pt. Std.	1
X1274	2 ⁵ / ₁₆ 12 Pt. Std.	1
X1276	2 ³ / ₈ 12 Pt. Std.	1

1" Drive Sockets (Chrome)



USA14A		QTY.
X1278	2 ⁷ / ₁₆ 12 Pt. Std.	1
X1280	2 ¹ / ₂ 12 Pt. Std.	1
X1282	2 ⁹ / ₁₆ 12 Pt. Std.	1
X1284	2 ⁵ / ₈ 12 Pt. Std.	1
X1288	2 ³ / ₄ 12 Pt. Std.	1
X1290	2 ¹³ / ₁₆ 12 Pt. Std.	1
X1294	2 ¹⁵ / ₁₆ 12 Pt. Std.	1
X1296	3 12 Pt. Std.	1
X12100	3 ¹ / ₈ 12 Pt. Std.	1
X12108	3 ³ / ₈ 12 Pt. Std.	1
X12112	3 ¹ / ₂ 12 Pt. Std.	1

Sockets




1" Drive Sockets (Power)



USA15		QTY.
7107	7" Extension	1
76	1F x 3/4 M Adpt.	1
7624	3/4 6 Pt. Std.	1
7626	13/16 6 Pt. Std.	1
7628	7/8 6 Pt. Std.	1
7630	15/16 6 Pt. Std.	1
7632	1 6 Pt. Std.	1
7634	1 1/16 6 Pt. Std.	1
7636	1 1/8 6 Pt. Std.	1
7638	1 1/4 6 Pt. Std.	1
7640	1 1/2 6 Pt. Std.	1
7642	1 5/8 6 Pt. Std.	1
7644	1 3/4 6 Pt. Std.	1
7646	1 7/8 6 Pt. Std.	1
7648	1 1/2 6 Pt. Std.	1
7650	1 5/8 6 Pt. Std.	1
7652	1 5/8 6 Pt. Std.	1
7654	1 11/16 6 Pt. Std.	1
7656	1 3/4 6 Pt. Std.	1
7658	1 13/16 6 Pt. Std.	1
7660	1 7/8 6 Pt. Std.	1
7662	1 15/16 6 Pt. Std.	1
7664	2 6 Pt. Std.	1
7666	2 1/16 6 Pt. Std.	1


1" Drive Sockets (Power)



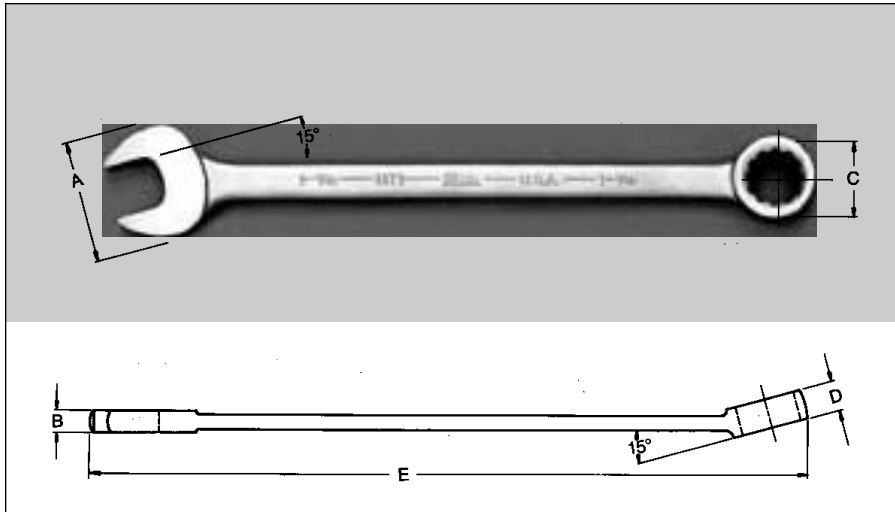
USA15A		QTY.
7668	2 1/8 6 Pt. Std.	1
7670	2 1/4 6 Pt. Std.	1
7672	2 1/2 6 Pt. Std.	1
7674	2 5/8 6 Pt. Std.	1
7676	2 3/4 6 Pt. Std.	1
7678	2 7/8 6 Pt. Std.	1
7680	2 1/2 6 Pt. Std.	1
7684	2 5/8 6 Pt. Std.	1
7688	2 3/4 6 Pt. Std.	1
7694	2 15/16 6 Pt. Std.	1
7696	3 6 Pt. Std.	1



Panel and Swivel Display



Combination Wrenches



American Alloy Steel

**Drop Forged
Long Pattern
15° Angle
12 Point Box**

**Versatile, General
Purpose Wrench in a
Complete Range of
Openings, 1/4" thru
2 1/2". Chrome and
Industrial Black Finish.**

Wrench Opening	Open End		Box End		Overall Length E	Weight Ea. -Lbs.	Chrome	Industrial Black	Std. Pkg. Qty.	Wrench Opening
	Diameter	Thickness	Diameter	Thickness			Part No.	Part No.		
	A	B	C	D						
1/4	19/32	11/64	7/16	7/32	5	.04	1158	BLK1158	6	1/4
5/16	11/16	3/16	33/64	1/4	5 1/2	.05	1159	BLK1159	6	5/16
1/2	17/16	3/16	33/64	1/4	5 1/2	.05	1159A	BLK1159A	6	1/2
3/8	53/64	7/32	5/8	9/32	6	.08	1160	BLK1160	6	3/8
7/16	61/64	1/4	45/64	21/64	6 1/2	.13	1161	BLK1161	6	7/16
1/2	1 1/16	17/64	5/8	23/64	7 1/8	.17	1162	BLK1162	6	1/2
9/16	1 13/64	19/64	7/8	25/64	7 3/4	.25	1163	BLK1163	6	9/16
5/8	1 1/8	21/64	6 3/4	7 1/16	8 1/16	.30	1164	BLK1164	6	5/8
11/16	1 17/32	23/64	1 3/4	15/32	9 1/4	.38	1165	BLK1165	6	11/16
3/4	1 7/16	3/8	1 7/8	1/2	10 1/8	.43	1166	BLK1166	6	3/4
13/16	1 11/16	13/32	1 1/2	17/32	11	.55	1167A	BLK1167A	6	13/16
7/8	1 13/16	27/64	1 9/16	9/16	12	.64	1167	BLK1167	6	7/8
15/16	1 15/16	29/64	1 3/8	19/32	13	.77	1168	BLK1168	6	15/16
1	2 1/16	27/64	1 5/8	19/32	14	.92	1170	BLK1170	6	1
1 1/16	2 3/16	29/64	1 7/8	5/8	15	1.07	1171	BLK1171	6	1 1/16
1 1/8	2 1/8	17/32	1 11/16	11/16	16 1/8	1.37	1172	BLK1172	6	1 1/8
1 1/4	2 37/64	37/64	1 13/16	3/4	17 3/16	1.8	1173	BLK1173	1	1 1/4
1 1/2	2 11/16	17/32	1 1/2	3/4	18	2.1	1174	BLK1174	1	1 1/2
1 3/8	2 13/16	9/16	1 31/32	25/32	18 3/4	2.1	1175	BLK1175	1	1 3/8
1 7/16	3 1/16	19/32	2 1/16	13/16	19 1/2	3.6	1176	BLK1176	1	1 7/16
1 1/2	3 1/16	5/8	2 5/8	27/32	20 1/2	3.4	1177	BLK1177	1	1 1/2
1 5/8	3 3/16	21/32	2 11/32	7/8	21 1/2	4.5	1180	BLK1180	1	1 5/8
1 11/16	3 7/16	11/16	2 7/16	29/32	22 1/2	4.5	1182	BLK1182	1	1 11/16
1 3/4	3 11/16	23/32	2 3/8	31/32	24	7.1	1184	BLK1184	1	1 3/4
1 13/16	3 13/16	23/32	2 5/8	31/32	24	7.0	1186	BLK1186	1	1 13/16
1 7/8	4 1/16	25/32	2 7/8	1 1/16	25 3/4	6.9	1188	BLK1188	1	1 7/8
2	4 1/8	25/32	2 7/8	1 1/16	25 3/4	6.8	1190	BLK1190	1	2
2 1/16	4 3/32	13/16	3 1/16	1 3/64	27 1/2	8.3	1191	BLK1191	1	2 1/16
2 1/8	4 1/4	13/16	3 1/8	1 3/64	27 1/2	8.2	1192	BLK1192	1	2 1/8
2 1/4	4 11/32	7/8	3 1/4	1 3/16	29 1/4	7.9	1193	BLK1193	1	2 1/4
2 3/8	4 13/32	7/8	3 3/8	1 3/16	29 1/4	7.7	1194	BLK1194	1	2 3/8
2 1/2	5	31/32	3 7/8	1 7/16	31	12.1	1195	BLK1195	1	2 1/2
2 3/4	5	31/32	3 7/8	1 7/16	31	11.7	1196	BLK1196	1	2 3/4



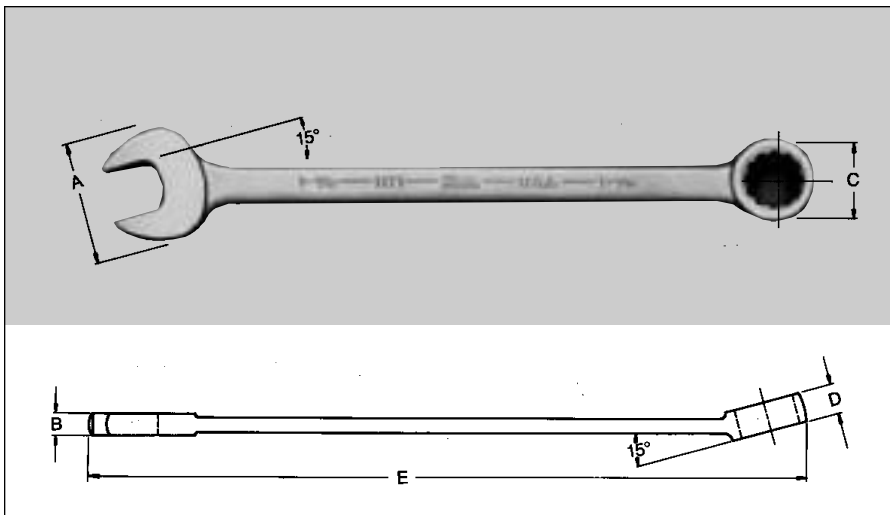
Combination Wrenches

Convenient Sets Provide Popular Wrench Sizes Ranging from 3/8" thru 2" Openings. Sets are Available in 4 Sizes: 5, 7, 11 and 14 Wrenches, Packaged in a Handcrafted Fabric and Vinyl Roll Up Kit.

Chrome Sets							
C7K		C11K		C14K		HC5K	
OPENING	PART NO.	OPENING	PART NO.	OPENING	PART NO.	OPENING	PART NO.
3/8	1160	3/8	1160	3/8	1160	1 1/4	1173
7/16	1161	7/16	1161	7/16	1161	1 1/8	1176
1/2	1162	1/2	1162	1/2	1162	1 1/2	1180
9/16	1163	9/16	1163	9/16	1163	1 3/8	1186
5/8	1164	5/8	1164	5/8	1164	2	1190
1 1/16	1165	1 1/16	1165	1 1/16	1165	KIT BAG	C55
3/4	1166	3/4	1166	3/4	1166		
KIT BAG	C187	13/16	1167A	13/16	1167A		
		7/8	1167	7/8	1167		
		15/16	1168	15/16	1168		
		1	1170	1	1170		
		KIT BAG	C110	1 1/16	1171		
				1 1/8	1172		
				1 1/4	1173		
				KIT BAG	C140		

Industrial Black Sets							
CB7K		CB11K		CB14K		HCB5K	
OPENING	PART NO.	OPENING	PART NO.	OPENING	PART NO.	OPENING	PART NO.
3/8	BLK1160	3/8	BLK1160	3/8	BLK1160	1 1/4	BLK1173
7/16	BLK1161	7/16	BLK1161	7/16	BLK1161	1 1/8	BLK1176
1/2	BLK1162	1/2	BLK1162	1/2	BLK1162	1 1/2	BLK1180
9/16	BLK1163	9/16	BLK1163	9/16	BLK1163	1 3/8	BLK1186
5/8	BLK1164	5/8	BLK1164	5/8	BLK1164	2	BLK1190
1 1/16	BLK1165	1 1/16	BLK1165	1 1/16	BLK1165	KIT BAG	C55
3/4	BLK1166	3/4	BLK1166	3/4	BLK1166		
KIT BAG	C187	13/16	BLK1167A	13/16	BLK1167A		
		7/8	BLK1167	7/8	BLK1167		
		15/16	BLK1168	15/16	BLK1168		
		1	BLK1170	1	BLK1170		
		KIT BAG	C110	1 1/16	BLK1171		
				1 1/8	BLK1172		
				1 1/4	BLK1173		
				KIT BAG	C140		

Combination Wrenches Metric



American Alloy Steel

**Drop Forged
Long Pattern
15° Angle
12 Point Box**

**Versatile, General
Purpose Wrench in a
Complete Range of
Openings, 6mm thru
60mm. Chrome and
Industrial Black Finish.**

Wrench Opening	Open End		Box End		Overall Length E	Weight Ea.-Lbs.	Chrome	Industrial Black	Std. Pkg. Qty.	Wrench Opening
	Diameter	Thickness	Diameter	Thickness			Part No.	Part No.		
	A	B	C	D						
6 mm	15.0 mm	4.1 mm	11.2 mm	5.6 mm	127.0 mm	.04	1106MM	BLK1106MM	6	6 mm
7 mm	15.0 mm	4.1 mm	11.2 mm	5.6 mm	127.0 mm	.05	1107MM	BLK1107MM	6	7 mm
8 mm	17.5 mm	4.8 mm	13.2 mm	6.4 mm	139.7 mm	.05	1108MM	BLK1108MM	6	8 mm
9 mm	20.8 mm	5.6 mm	15.7 mm	7.4 mm	152.4 mm	.08	1109MM	BLK1109MM	6	9 mm
10 mm	24.1 mm	6.4 mm	17.8 mm	8.1 mm	165.1 mm	.13	1110MM	BLK1110MM	6	10 mm
11 mm	24.1 mm	6.4 mm	17.8 mm	8.1 mm	165.1 mm	.13	1111MM	BLK1111MM	6	11 mm
12 mm	26.9 mm	6.9 mm	20.3 mm	9.1 mm	180.8 mm	.17	1112MM	BLK1112MM	6	12 mm
13 mm	26.9 mm	6.9 mm	20.3 mm	9.1 mm	180.8 mm	.17	1113MM	BLK1113MM	6	13 mm
14 mm	30.2 mm	7.6 mm	22.1 mm	9.7 mm	196.9 mm	.25	1114MM	BLK1114MM	6	14 mm
15 mm	33.3 mm	8.1 mm	24.1 mm	10.9 mm	215.9 mm	.30	1115MM	BLK1115MM	6	15 mm
16 mm	33.3 mm	8.1 mm	24.1 mm	10.9 mm	215.9 mm	.30	1116MM	BLK1116MM	6	16 mm
17 mm	38.9 mm	8.9 mm	26.4 mm	11.7 mm	235.0 mm	.38	1117MM	BLK1117MM	6	17 mm
18 mm	38.9 mm	8.9 mm	26.4 mm	11.7 mm	235.0 mm	.38	1118MM	BLK1118MM	6	18 mm
19 mm	39.6 mm	9.4 mm	28.7 mm	12.7 mm	257.0 mm	.43	1119MM	BLK1119MM	6	19 mm
20 mm	42.9 mm	10.2 mm	31.0 mm	13.5 mm	279.4 mm	.55	1120MM	BLK1120MM	6	20 mm
21 mm	42.9 mm	10.2 mm	31.0 mm	13.5 mm	279.4 mm	.55	1121MM	BLK1121MM	6	21 mm
22 mm	46.0 mm	10.7 mm	33.0 mm	14.2 mm	304.8 mm	.64	1122MM	BLK1122MM	6	22 mm
23 mm	49.3 mm	11.4 mm	35.1 mm	15.0 mm	330.2 mm	.77	1123MM	BLK1123MM	6	23 mm
24 mm	49.3 mm	11.4 mm	35.1 mm	15.0 mm	330.2 mm	.77	1124MM	BLK1124MM	6	24 mm
25 mm	52.3 mm	10.4 mm	37.3 mm	15.0 mm	355.6 mm	.92	1125MM	BLK1125MM	6	25 mm
26 mm	55.6 mm	11.2 mm	39.6 mm	15.7 mm	381.0 mm	1.07	1126MM	BLK1126MM	6	26 mm
27 mm	55.6 mm	11.2 mm	39.6 mm	15.7 mm	381.0 mm	1.07	1127MM	BLK1127MM	1	27 mm
28 mm	58.9 mm	13.5 mm	41.7 mm	17.5 mm	409.4 mm	1.40	1128MM	BLK1128MM	1	28 mm
29 mm	58.9 mm	13.5 mm	41.7 mm	17.5 mm	409.4 mm	1.34	1129MM	BLK1129MM	1	29 mm
30 mm	65.5 mm	14.7 mm	46.0 mm	19.1 mm	436.6 mm	1.80	1130MM	BLK1130MM	1	30 mm
32 mm	68.3 mm	13.5 mm	47.8 mm	19.1 mm	457.2 mm	1.80	1132MM	BLK1132MM	1	32 mm
34 mm	71.4 mm	14.2 mm	50.0 mm	19.8 mm	476.3 mm	2.10	1134MM	BLK1134MM	1	34 mm
36 mm	74.7 mm	15.0 mm	52.3 mm	20.6 mm	495.3 mm	3.60	1136MM	BLK1136MM	1	36 mm
41 mm	84.1 mm	16.8 mm	59.4 mm	22.4 mm	546.1 mm	4.50	1141MM	BLK1141MM	1	41 mm
46 mm	93.7 mm	18.3 mm	66.5 mm	24.6 mm	609.6 mm	7.00	1146MM	BLK1146MM	1	46 mm
50 mm	103.1 mm	19.8 mm	73.2 mm	26.9 mm	654.1 mm	6.80	1150MM	BLK1150MM	1	50 mm
55 mm	115.1 mm	22.4 mm	81.8 mm	30.2 mm	743.0 mm	7.90	1155MM	BLK1155MM	1	55 mm
60 mm	127.0 mm	24.6 mm	89.7 mm	33.3 mm	787.4 mm	12.10	1160MM	BLK1160MM	1	60 mm

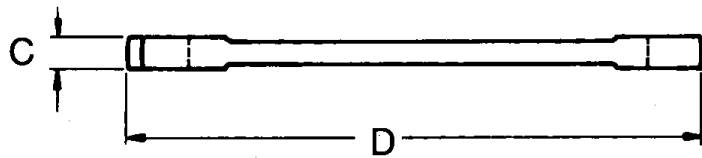


Combination Wrench Metric Sets

Convenient Sets Provide Popular Wrench Sizes Ranging from 7 mm thru 32 mm Openings. Sets are Available in 5 Sizes: 7, 9, 11, 15 and 18 Wrenches, Packaged in a Handcrafted Fabric and Vinyl Roll Up Kit.

Chrome Sets				
C7KM	C9KM	C11KM	C15KM	C18KM
11 mm1111MM 12 mm1112MM 13 mm1113MM 14 mm1114MM 16 mm1116MM 17 mm1117MM 19 mm1119MM Kit BagC187	7 mm1107MM 8 mm1108MM 9 mm1109MM 10 mm1110MM 11 mm1111MM 12 mm1112MM 13 mm1113MM 14 mm1114MM 15 mm1115MM Kit BagC90	7 mm1107MM 8 mm1108MM 9 mm1109MM 10 mm1110MM 11 mm1111MM 12 mm1112MM 13 mm1113MM 14 mm1114MM 15 mm1115MM 16 mm1116MM 17 mm1117MM Kit BagC111	7 mm1107MM 8 mm1108MM 10 mm1110MM 12 mm1112MM 14 mm1114MM 16 mm1116MM 18 mm1118MM 20 mm1120MM 22 mm1122MM 24 mm1124MM 26 mm1126MM 28 mm1128MM 29 mm1129MM 30 mm1130MM 32 mm1132MM Kit BagC150	7 mm1107MM 8 mm1108MM 9 mm1109MM 10 mm1110MM 11 mm1111MM 12 mm1112MM 13 mm1113MM 14 mm1114MM 15 mm1115MM 16 mm1116MM 17 mm1117MM 18 mm1118MM 19 mm1119MM 20 mm1120MM 21 mm1121MM 22 mm1122MM 23 mm1123MM 24 mm1124MM Kit BagC180
Industrial Black Sets				
CB7KM	CB9KM	CB11KM	CB15KM	CB18KM
11 mmBLK1111MM 12 mmBLK1112MM 13 mmBLK1113MM 14 mmBLK1114MM 16 mmBLK1116MM 17 mmBLK1117MM 19 mmBLK1119MM Kit BagC187	7 mmBLK1107MM 8 mmBLK1108MM 9 mmBLK1109MM 10 mmBLK1110MM 11 mmBLK1111MM 12 mmBLK1112MM 13 mmBLK1113MM 14 mmBLK1114MM 15 mmBLK1115MM Kit BagC90	7 mmBLK1107MM 8 mmBLK1108MM 9 mmBLK1109MM 10 mmBLK1110MM 11 mmBLK1111MM 12 mmBLK1112MM 13 mmBLK1113MM 14 mmBLK1114MM 15 mmBLK1115MM 16 mmBLK1116MM 17 mmBLK1117MM Kit BagC111	7 mmBLK1107MM 8 mmBLK1108MM 10 mmBLK1110MM 12 mmBLK1112MM 14 mmBLK1114MM 16 mmBLK1116MM 18 mmBLK1118MM 20 mmBLK1120MM 22 mmBLK1122MM 24 mmBLK1124MM 26 mmBLK1126MM 28 mmBLK1128MM 29 mmBLK1129MM 30 mmBLK1130MM 32 mmBLK1132MM Kit BagC150	7 mmBLK1107MM 8 mmBLK1108MM 9 mmBLK1109MM 10 mmBLK1110MM 11 mmBLK1111MM 12 mmBLK1112MM 13 mmBLK1113MM 14 mmBLK1114MM 15 mmBLK1115MM 16 mmBLK1116MM 17 mmBLK1117MM 18 mmBLK1118MM 19 mmBLK1119MM 20 mmBLK1120MM 21 mmBLK1121MM 22 mmBLK1122MM 23 mmBLK1123MM 24 mmBLK1124MM Kit BagC180

Double Head Open End Wrenches



**American Alloy Steel
Drop Forged**

15° Angle

Comfortable Grip

**Chrome and
Industrial Black**

Wrench Opening	Diameter of Head	Thickness of Head	Length	Wt. Ea. Lbs.	Chrome	Std. Pkg. Qty.	Industrial Black	Std. Pkg. Qty.	Wrench Opening
	A × B	C	D		Part No.		Part No.		
1/4 × 5/16	19/32 × 3/4	5/32	4 1/2	.03	1020	6	BLK-1020	6	1/4 × 5/16
5/16 × 1/2	19/32 × 3/4	5/32	4 1/2	.04	1720	6	BLK1720	6	5/16 × 1/2
5/16 × 3/8	19/32 × 3/4	5/32	4 1/2	.04	1721	6	BLK1721	6	5/16 × 3/8
5/16 × 19/32	19/32 × 3/4	5/32	4 1/2	.04	1021	6	BLK1021	6	5/16 × 19/32
3/8 × 7/16	3/4 × 29/32	13/64	4 7/8	.06	1723	6	BLK1723	6	3/8 × 7/16
3/8 × 1/2	29/32 × 1 1/8	1/4	5 1/4	.13	1723A	6	BLK1723A	6	3/8 × 1/2
7/16 × 1/2	29/32 × 1 1/8	1/4	5 1/4	.13	1725	6	BLK1725	6	7/16 × 1/2
7/16 × 9/16	29/32 × 1 1/8	1/4	5 1/4	.13	1725A	6	BLK1725A	6	7/16 × 9/16
1/2 × 9/16	1 1/4 × 1 1/8	1/4	6 1/8	.19	1725B	6	BLK1725B	6	1/2 × 9/16
1/2 × 3/4	1 1/4 × 1 3/8	13/32	6 1/2	.32	1726	6	BLK1726	6	1/2 × 3/4
9/16 × 3/4	1 1/2 × 1 1/4	17/64	6 3/4	.20	1727	6	BLK1727	6	9/16 × 3/4
9/16 × 13/16	1 3/8 × 1 1/8	19/64	7 1/2	.27	1027C	6	BLK1027C	6	9/16 × 13/16
19/32 × 13/16	1 3/8 × 1 1/8	19/64	7 1/2	.27	1027	6	BLK1027	6	19/32 × 13/16
5/8 × 13/16	1 3/8 × 1 1/8	19/64	7 1/2	.27	1027B	6	BLK1027B	6	5/8 × 13/16
9/16 × 3/4	1 3/8 × 1 1/8	5/16	8 1/2	.41	1728	6	BLK1728	6	9/16 × 3/4
5/8 × 3/4	1 1/2 × 1 1/8	5/16	8 1/2	.41	1729	6	BLK1729	6	5/8 × 3/4
11/16 × 3/4	1 1/2 × 1 1/8	5/16	8 1/2	.41	1029B	6	BLK1029B	6	11/16 × 3/4
11/16 × 25/32	1 1/2 × 1 1/8	5/16	8 1/2	.41	1029	6	BLK1029	6	11/16 × 25/32
11/16 × 13/16	1 1/2 × 1 1/8	5/16	8 1/2	.40	1029C	6	BLK1029C	6	11/16 × 13/16
11/16 × 7/8	1 1/2 × 1 1/8	5/16	8 1/2	.40	1030	6	BLK-1030	6	11/16 × 7/8
3/4 × 13/16	1 3/8 × 1 1/4	13/32	9 5/8	.50	1731	6	BLK1731	6	3/4 × 13/16
3/4 × 7/8	1 3/8 × 1 1/4	13/32	9 5/8	.50	1731A	6	BLK1731A	6	3/4 × 7/8
13/16 × 7/8	1 3/8 × 1 1/4	13/32	9 5/8	.50	1731B	6	BLK1731B	6	13/16 × 7/8
7/8 × 15/16	1 11/16 × 1 19/16	3/8	10 5/8	.75	1033A	6	BLK1033A	6	7/8 × 15/16
7/8 × 1	1 11/16 × 1 19/16	3/8	10 5/8	.72	1733	6	BLK1733	6	7/8 × 1
15/16 × 1	1 1/8 × 2 1/8	7/16	11 1/2	1.05	1033C	6	BLK1033C	6	15/16 × 1
7/8 × 1 1/16	1 1/8 × 2 1/8	7/16	11 1/2	1.03	1034	6	BLK1034	6	7/8 × 1 1/16
15/16 × 1 1/16	1 1/8 × 2 1/8	7/16	11 1/2	1.01	1034A	6	BLK1034A	6	15/16 × 1 1/16
1 × 1 1/8	2 1/8 × 2 1/4	7/16	12 1/2	1.18	1735	6	BLK1735	6	1 × 1 1/8
1 1/16 × 1 1/8	2 1/8 × 2 1/4	7/16	12 1/2	1.16	1036B	6	BLK1036B	6	1 1/16 × 1 1/8
1 1/16 × 1 1/4	2 1/4 × 2 3/8	1/2	13 3/4	1.6	1037	6	BLK1037	6	1 1/16 × 1 1/4
1 1/8 × 1 1/4	2 1/4 × 2 3/8	1/2	13 3/4	1.6	1737	6	BLK1737	6	1 1/8 × 1 1/4
1 1/8 × 1 1/16	2 1/4 × 2 3/8	1/2	13 3/4	1.6	1037A	6	BLK1037A	6	1 1/8 × 1 1/16
1 1/4 × 1 1/16	2 1/4 × 2 3/8	9/16	15 1/2	2.1	1039B	6	BLK1039B	1	1 1/4 × 1 1/16
1 1/4 × 1 7/16	2 3/4 × 2 3/8	9/16	15 1/2	2.1	1039	6	BLK1039	1	1 1/4 × 1 7/16
1 1/16 × 1 1/2	2 3/4 × 2 3/8	9/16	15 1/2	2.1	1039A	6	BLK1039A	1	1 1/16 × 1 1/2
1 3/8 × 1 1/16	2 3/4 × 2 3/8	9/16	15 1/2	2.0	1039C	6	BLK1039C	1	1 3/8 × 1 1/16
1 1/4 × 1 1/8	2 3/4 × 2 3/8	9/16	15 1/2	2.0	1040	6	BLK1040	1	1 1/4 × 1 1/8
1 7/16 × 1 1/8	2 3/4 × 3 1/8	5/8	17	3.1	1041	1	BLK1041	1	1 7/16 × 1 1/8
1 1/2 × 1 1/8	2 3/4 × 3 1/8	5/8	17	3.1	1041B	1	BLK1041B	1	1 1/2 × 1 1/8
1 11/16 × 1 7/8	3 3/4 × 4 1/8	7/8	19 1/2	7.2	—	—	BLK44A	1	1 11/16 × 1 7/8
1 13/16 × 2	3 3/4 × 4 1/8	7/8	19 1/2	6.9	—	—	BLK45	1	1 13/16 × 2
2 3/16 × 2 3/8	4 13/16 × 4 7/8	1 1/8	23	11.8	—	—	BLK49	1	2 3/16 × 2 3/8
2 1/4 × 2 1/16	4 13/16 × 4 7/8	1 1/8	23	11.7	—	—	BLK49A	1	2 1/4 × 2 1/16



Combination Wrench Metric Sets



Convenient Sets Provide Popular Wrench Sizes Ranging from 7 mm thru 32 mm Openings. Sets are Available in 5 Sizes: 7, 9, 11, 15 and 18 Wrenches, Packaged in a Handcrafted Fabric and Vinyl Roll Up Kit.

Chrome Sets				
C7KM	C9KM	C11KM	C15KM	C18KM
11 mm1111MM 12 mm1112MM 13 mm1113MM 14 mm1114MM 16 mm1116MM 17 mm1117MM 19 mm1119MM Kit BagC187	7 mm1107MM 8 mm1108MM 9 mm1109MM 10 mm1110MM 11 mm1111MM 12 mm1112MM 13 mm1113MM 14 mm1114MM 15 mm1115MM Kit BagC90	7 mm1107MM 8 mm1108MM 9 mm1109MM 10 mm1110MM 11 mm1111MM 12 mm1112MM 13 mm1113MM 14 mm1114MM 15 mm1115MM 16 mm1116MM 17 mm1117MM Kit BagC111	7 mm1107MM 8 mm1108MM 10 mm1110MM 12 mm1112MM 14 mm1114MM 16 mm1116MM 18 mm1118MM 20 mm1120MM 22 mm1122MM 24 mm1124MM 26 mm1126MM 28 mm1128MM 29 mm1129MM 30 mm1130MM 32 mm1132MM Kit BagC150	7 mm1107MM 8 mm1108MM 9 mm1109MM 10 mm1110MM 11 mm1111MM 12 mm1112MM 13 mm1113MM 14 mm1114MM 15 mm1115MM 16 mm1116MM 17 mm1117MM 18 mm1118MM 19 mm1119MM 20 mm1120MM 21 mm1121MM 22 mm1122MM 23 mm1123MM 24 mm1124MM Kit BagC180
Industrial Black Sets				
CB7KM	CB9KM	CB11KM	CB15KM	CB18KM
11 mmBLK1111MM 12 mmBLK1112MM 13 mmBLK1113MM 14 mmBLK1114MM 16 mmBLK1116MM 17 mmBLK1117MM 19 mmBLK1119MM Kit BagC187	7 mmBLK1107MM 8 mmBLK1108MM 9 mmBLK1109MM 10 mmBLK1110MM 11 mmBLK1111MM 12 mmBLK1112MM 13 mmBLK1113MM 14 mmBLK1114MM 15 mmBLK1115MM Kit BagC90	7 mmBLK1107MM 8 mmBLK1108MM 9 mmBLK1109MM 10 mmBLK1110MM 11 mmBLK1111MM 12 mmBLK1112MM 13 mmBLK1113MM 14 mmBLK1114MM 15 mmBLK1115MM 16 mmBLK1116MM 17 mmBLK1117MM Kit BagC111	7 mmBLK1107MM 8 mmBLK1108MM 10 mmBLK1110MM 12 mmBLK1112MM 14 mmBLK1114MM 16 mmBLK1116MM 18 mmBLK1118MM 20 mmBLK1120MM 22 mmBLK1122MM 24 mmBLK1124MM 26 mmBLK1126MM 28 mmBLK1128MM 29 mmBLK1129MM 30 mmBLK1130MM 32 mmBLK1132MM Kit BagC150	7 mmBLK1107MM 8 mmBLK1108MM 9 mmBLK1109MM 10 mmBLK1110MM 11 mmBLK1111MM 12 mmBLK1112MM 13 mmBLK1113MM 14 mmBLK1114MM 15 mmBLK1115MM 16 mmBLK1116MM 17 mmBLK1117MM 18 mmBLK1118MM 19 mmBLK1119MM 20 mmBLK1120MM 21 mmBLK1121MM 22 mmBLK1122MM 23 mmBLK1123MM 24 mmBLK1124MM Kit BagC180





Double Offset Box Wrench Sets

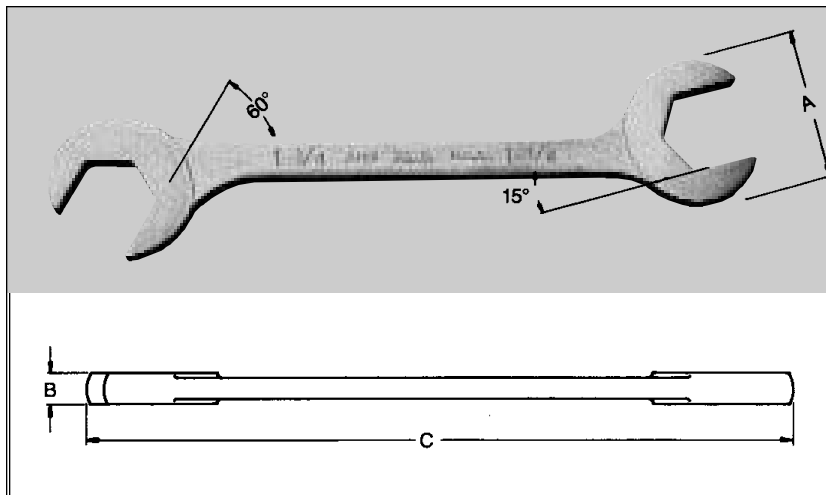
Chrome Sets

BO6K		BO11K	
			
$\frac{3}{8} \times \frac{7}{16}$ 8723 $\frac{7}{16} \times \frac{1}{2}$ 8725 $\frac{1}{2} \times \frac{9}{16}$ 8725B $\frac{9}{16} \times \frac{5}{8}$ 8727 $\frac{1}{4} \times \frac{3}{4}$ 8029B $\frac{13}{16} \times \frac{7}{8}$ 8731B Kit Bag C60B	$\frac{3}{8} \times \frac{7}{16}$ 8723 $\frac{7}{16} \times \frac{1}{2}$ 8725 $\frac{1}{2} \times \frac{9}{16}$ 8725B $\frac{9}{16} \times \frac{5}{8}$ 8727 $\frac{5}{8} \times \frac{1}{4}$ 8727A $\frac{1}{4} \times \frac{3}{4}$ 8029B $\frac{13}{16} \times \frac{7}{8}$ 8731B $\frac{13}{16} \times 1$ 8033C $1\frac{1}{16} \times 1\frac{1}{8}$ 8735A $1\frac{1}{16} \times 1\frac{1}{4}$ 8037 $1\frac{1}{4} \times 1\frac{1}{16}$ 8039B Kit Bag C110		

Industrial Black Sets

BBO6K		BBO11K	
			
$\frac{3}{8} \times \frac{7}{16}$ BLK8723 $\frac{7}{16} \times \frac{1}{2}$ BLK8725 $\frac{1}{2} \times \frac{9}{16}$ BLK8725B $\frac{9}{16} \times \frac{5}{8}$ BLK8727 $\frac{1}{4} \times \frac{3}{4}$ BLK8029B $\frac{13}{16} \times \frac{7}{8}$ BLK8731B Kit Bag C60B	$\frac{3}{8} \times \frac{7}{16}$ BLK8723 $\frac{7}{16} \times \frac{1}{2}$ BLK8725 $\frac{1}{2} \times \frac{9}{16}$ BLK8725B $\frac{9}{16} \times \frac{5}{8}$ BLK8727 $\frac{5}{8} \times \frac{1}{4}$ BLK8727A $\frac{1}{4} \times \frac{3}{4}$ BLK8029B $\frac{13}{16} \times \frac{7}{8}$ BLK8731B $\frac{13}{16} \times 1$ BLK8033C $1\frac{1}{16} \times 1\frac{1}{8}$ BLK8735A $1\frac{1}{16} \times 1\frac{1}{4}$ BLK8037 $1\frac{1}{4} \times 1\frac{1}{16}$ BLK8039B Kit Bag C110		

Hydraulic Wrenches Angle Openings



**American Alloy Steel
Drop Forged**

**Permits Work in Extremely
Tight Clearance**

Thin Head

Same Opening Each End

Wrench Openings	Diameter of Head	Thickness of Head	Length C	Wt. Ea. Lbs.	Chrome	Industrial Black	Std. Pkg. Qty.	Wrench Openings
	A	B			Part No.	Part No.		
$1\frac{1}{32} \times 1\frac{1}{32}$	$\frac{3}{4}$	$\frac{3}{16}$	4 $\frac{3}{4}$.07	3710A	BLK3710A	6	$1\frac{1}{32} \times 1\frac{1}{32}$
$\frac{3}{8} \times \frac{3}{8}$	$\frac{3}{4}$	$\frac{3}{16}$	4 $\frac{3}{4}$.07	3710	BLK3710	6	$\frac{3}{8} \times \frac{3}{8}$
$\frac{7}{16} \times \frac{7}{16}$	$\frac{7}{8}$	$\frac{15}{64}$	5	.08	3711	BLK3711	6	$\frac{7}{16} \times \frac{7}{16}$
$\frac{1}{2} \times \frac{1}{2}$	$\frac{31}{32}$	$\frac{15}{64}$	5 $\frac{1}{4}$.10	3712	BLK3712	6	$\frac{1}{2} \times \frac{1}{2}$
$\frac{5}{16} \times \frac{9}{16}$	1 $\frac{1}{16}$	$\frac{1}{4}$	5 $\frac{1}{4}$.12	3713	BLK3713	6	$\frac{5}{16} \times \frac{9}{16}$
$\frac{5}{8} \times \frac{5}{8}$	1 $\frac{1}{8}$	$\frac{17}{64}$	6 $\frac{1}{4}$.18	3714	BLK3714	6	$\frac{5}{8} \times \frac{5}{8}$
$1\frac{1}{16} \times 1\frac{1}{16}$	1 $\frac{3}{16}$	$\frac{9}{32}$	6 $\frac{1}{4}$.22	3715	BLK3715	6	$1\frac{1}{16} \times 1\frac{1}{16}$
$\frac{3}{4} \times \frac{3}{4}$	1 $\frac{1}{8}$	$\frac{9}{32}$	7 $\frac{1}{4}$.24	3716	BLK3716	6	$\frac{3}{4} \times \frac{3}{4}$
$1\frac{3}{16} \times 1\frac{3}{16}$	1 $\frac{1}{2}$	$\frac{9}{32}$	7 $\frac{1}{8}$.29	3717	BLK3717	6	$1\frac{3}{16} \times 1\frac{3}{16}$
$\frac{7}{8} \times \frac{7}{8}$	1 $\frac{1}{8}$	$\frac{9}{32}$	8	.35	3718	BLK3718	6	$\frac{7}{8} \times \frac{7}{8}$
$1\frac{5}{16} \times 1\frac{5}{16}$	1 $\frac{3}{4}$	$\frac{9}{32}$	8 $\frac{1}{4}$.38	3719	BLK3719	6	$1\frac{5}{16} \times 1\frac{5}{16}$
1 x 1	1 $\frac{1}{8}$	$\frac{19}{64}$	9 $\frac{1}{2}$.52	3720	BLK3720	6	1 x 1
$1\frac{1}{16} \times 1\frac{1}{16}$	2	$\frac{19}{64}$	10	.60	3721	BLK3721	6	$1\frac{1}{16} \times 1\frac{1}{16}$
$1\frac{1}{8} \times 1\frac{1}{8}$	2 $\frac{1}{8}$	$\frac{5}{16}$	11	.75	3722	BLK3722	6	$1\frac{1}{8} \times 1\frac{1}{8}$
$1\frac{3}{16} \times 1\frac{3}{16}$	2 $\frac{1}{8}$	$\frac{5}{16}$	11	.74	3722A	BLK3722A	6	$1\frac{3}{16} \times 1\frac{3}{16}$
$1\frac{1}{4} \times 1\frac{1}{4}$	2 $\frac{1}{8}$	$\frac{21}{64}$	11 $\frac{1}{4}$.83	3723	BLK3723	6	$1\frac{1}{4} \times 1\frac{1}{4}$
$1\frac{3}{8} \times 1\frac{3}{8}$	2 $\frac{1}{4}$	$\frac{13}{32}$	12 $\frac{1}{2}$	1.2	3724	BLK3724	6	$1\frac{3}{8} \times 1\frac{3}{8}$
$1\frac{1}{2} \times 1\frac{1}{2}$	2 $\frac{1}{4}$	$\frac{13}{32}$	12 $\frac{1}{2}$	1.2	3725	BLK3725	6	$1\frac{1}{2} \times 1\frac{1}{2}$
$1\frac{1}{2} \times 1\frac{1}{2}$	2 $\frac{1}{4}$	$\frac{13}{32}$	12 $\frac{1}{2}$	1.2	3726	BLK3726	6	$1\frac{1}{2} \times 1\frac{1}{2}$
$1\frac{5}{8} \times 1\frac{5}{8}$	3 $\frac{3}{16}$	$\frac{29}{64}$	15 $\frac{1}{8}$	3.0	3727	BLK3727	1	$1\frac{5}{8} \times 1\frac{5}{8}$
$1\frac{11}{16} \times 1\frac{11}{16}$	3 $\frac{3}{16}$	$\frac{31}{64}$	16 $\frac{3}{16}$	3.4	3728	BLK3728	1	$1\frac{11}{16} \times 1\frac{11}{16}$
$1\frac{3}{4} \times 1\frac{3}{4}$	3 $\frac{3}{16}$	$\frac{1}{2}$	17 $\frac{1}{4}$	3.8	3729	BLK3729	1	$1\frac{3}{4} \times 1\frac{3}{4}$
$1\frac{13}{16} \times 1\frac{13}{16}$	3 $\frac{3}{16}$	$\frac{33}{64}$	18	4.5	3730	BLK3730	1	$1\frac{13}{16} \times 1\frac{13}{16}$
$1\frac{7}{8} \times 1\frac{7}{8}$	3 $\frac{1}{16}$	$\frac{35}{64}$	18 $\frac{3}{8}$	5.2	3731	BLK3731	1	$1\frac{7}{8} \times 1\frac{7}{8}$
2 x 2	3 $\frac{1}{16}$	$\frac{9}{16}$	19 $\frac{1}{4}$	5.9	3732	BLK3732	1	2 x 2



Hydraulic Wrench Sets Angle Openings

Convenient Angle Wrench Sets Keep Popular Sizes in Handy, Easy to Carry Roll Bags. 8 Sets Provide the Full Range of Openings in Chrome or Industrial Black Finish.

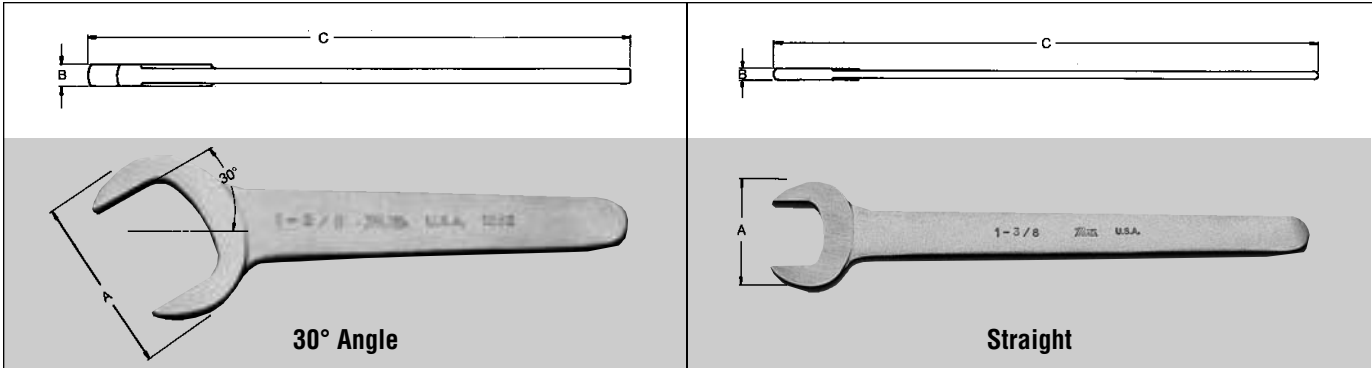
Chrome Sets

OB7K		OB11K		OB15K		OB18K	
OPENING	PART NO.	OPENING	PART NO.	OPENING	PART NO.	OPENING	PART NO.
3/8 x 3/8	3710	3/8 x 3/8	3710	3/8 x 3/8	3710	1/32 x 1/32	3710A
7/16 x 7/16	3711	7/16 x 7/16	3711	7/16 x 7/16	3711	3/8 x 3/8	3710
1/2 x 1/2	3712	1/2 x 1/2	3712	1/2 x 1/2	3712	7/16 x 7/16	3711
9/16 x 9/16	3713	9/16 x 9/16	3713	9/16 x 9/16	3713	1/2 x 1/2	3712
5/8 x 5/8	3714	5/8 x 5/8	3714	5/8 x 5/8	3714	9/16 x 9/16	3713
11/16 x 11/16	3715	11/16 x 11/16	3715	11/16 x 11/16	3715	3/4 x 3/4	3714
3/4 x 3/4	3716	3/4 x 3/4	3716	3/4 x 3/4	3716	13/16 x 13/16	3715
Roll Bag	C70	1 x 1	3720	1 x 1	3720	1/4 x 3/4	3716
		Roll Bag	C111	Roll Bag	C180	13/16 x 13/16	3717
				1 1/8 x 1 1/8	3721	7/8 x 7/8	3718
				1 1/8 x 1 1/8	3722	15/16 x 15/16	3719
				1 1/8 x 1 1/8	3722A	1 x 1	3720
				1 1/4 x 1 1/4	3723	1 1/8 x 1 1/8	3721
				Roll Bag	C180	1 1/8 x 1 1/8	3722
						1 1/4 x 1 1/4	3723
						1 3/8 x 1 3/8	3724
						1 1/2 x 1 1/2	3725
						Roll Bag	C180


Industrial Black Sets

BOB7K		BOB11K		BOB15K		BOB18K	
OPENING	PART NO.	OPENING	PART NO.	OPENING	PART NO.	OPENING	PART NO.
3/8 x 3/8	BLK3710	3/8 x 3/8	BLK3710	3/8 x 3/8	BLK3710	1/32 x 1/32	BLK3710A
7/16 x 7/16	BLK3711	7/16 x 7/16	BLK3711	7/16 x 7/16	BLK3711	3/8 x 3/8	BLK3710
1/2 x 1/2	BLK3712	1/2 x 1/2	BLK3712	1/2 x 1/2	BLK3712	7/16 x 7/16	BLK3711
9/16 x 9/16	BLK3713	9/16 x 9/16	BLK3713	9/16 x 9/16	BLK3713	1/2 x 1/2	BLK3712
5/8 x 5/8	BLK3714	5/8 x 5/8	BLK3714	5/8 x 5/8	BLK3714	9/16 x 9/16	BLK3713
11/16 x 11/16	BLK3715	11/16 x 11/16	BLK3715	11/16 x 11/16	BLK3715	3/4 x 3/4	BLK3714
3/4 x 3/4	BLK3716	3/4 x 3/4	BLK3716	3/4 x 3/4	BLK3716	13/16 x 13/16	BLK3715
Roll Bag	C70	1 x 1	BLK3720	1 x 1	BLK3720	1/4 x 3/4	BLK3716
		Roll Bag	C111	Roll Bag	C180	13/16 x 13/16	BLK3717
				1 1/8 x 1 1/8	BLK3721	7/8 x 7/8	BLK3718
				1 1/8 x 1 1/8	BLK3722	15/16 x 15/16	BLK3719
				1 1/8 x 1 1/8	BLK3722A	1 x 1	BLK3720
				1 1/4 x 1 1/4	BLK3723	1 1/8 x 1 1/8	BLK3721
				Roll Bag	C180	1 1/8 x 1 1/8	BLK3722
						1 1/4 x 1 1/4	BLK3723
						1 3/8 x 1 3/8	BLK3724
						1 1/2 x 1 1/2	BLK3725
						Roll Bag	C180

Service Wrenches



30° Angle Service Wrenches

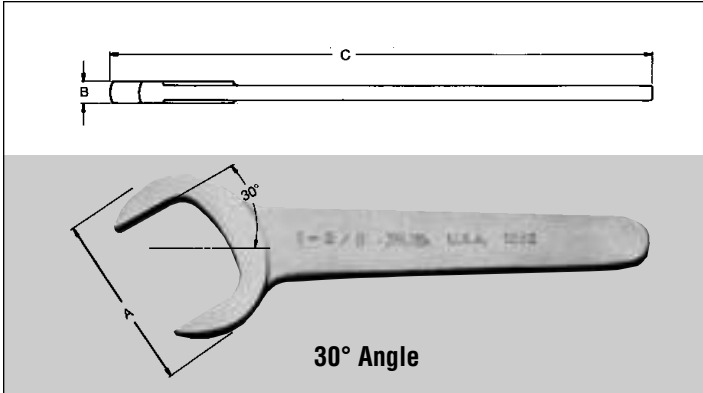
Wrench Opening	Diameter of Head	Thickness of Head	Length	Wt. Ea. Lbs.	Chrome	Industrial Black	Std. Pkg. Qty.	Wrench Opening	CHROME SET 30°																																									
	A	B			C	Part No.			Part No.	SW11K																																								
3/4	1 1/16	1/4	6 1/4	.22	1224	BLK-1224	6	3/4	INDUSTRIAL BLACK SET 30°																																									
13/16	1 1/16	1/4	6 1/4	.22	1226	BLK1226	6	13/16																																										
7/8	1 1/16	1/4	6 1/4	.22	1228	BLK1228	6	7/8																																										
15/16	1 1/8	1/4	6 1/2	.25	1230	BLK-1230	6	15/16																																										
1	1 1/8	1/4	6 1/2	.25	1232	BLK1232	6	1	BSW11K																																									
1 1/16	1 1/8	1/4	6 1/2	.25	1234	BLK1234	6	1 1/16																																										
1 1/8	2 1/16	1/4	7	.31	1236	BLK1236	6	1 1/8																																										
1 1/4	2 1/16	1/4	7	.31	1238	BLK1238	6	1 1/4																																										
1 1/2	2 1/8	1/4	7	.30	1240	BLK1240	6	1 1/2	 <table border="1"> <thead> <tr> <th>OPENING</th> <th>CHROME PART NO.</th> <th>BLACK PART NO.</th> </tr> </thead> <tbody> <tr> <td>3/4</td> <td>1224</td> <td>BLK-1224</td> </tr> <tr> <td>13/16</td> <td>1226</td> <td>BLK1226</td> </tr> <tr> <td>7/8</td> <td>1228</td> <td>BLK1228</td> </tr> <tr> <td>15/16</td> <td>1230</td> <td>BLK-1230</td> </tr> <tr> <td>1</td> <td>1232</td> <td>BLK1232</td> </tr> <tr> <td>1 1/16</td> <td>1234</td> <td>BLK1234</td> </tr> <tr> <td>1 1/8</td> <td>1236</td> <td>BLK1236</td> </tr> <tr> <td>1 1/4</td> <td>1238</td> <td>BLK1238</td> </tr> <tr> <td>1 1/2</td> <td>1240</td> <td>BLK1240</td> </tr> <tr> <td>1 3/8</td> <td>1244</td> <td>BLK1244</td> </tr> <tr> <td>1 1/2</td> <td>1248</td> <td>BLK1248</td> </tr> <tr> <td>Kit Bag</td> <td colspan="2">C111</td> </tr> </tbody> </table>			OPENING	CHROME PART NO.	BLACK PART NO.	3/4	1224	BLK-1224	13/16	1226	BLK1226	7/8	1228	BLK1228	15/16	1230	BLK-1230	1	1232	BLK1232	1 1/16	1234	BLK1234	1 1/8	1236	BLK1236	1 1/4	1238	BLK1238	1 1/2	1240	BLK1240	1 3/8	1244	BLK1244	1 1/2	1248	BLK1248	Kit Bag	C111	
OPENING	CHROME PART NO.	BLACK PART NO.																																																
3/4	1224	BLK-1224																																																
13/16	1226	BLK1226																																																
7/8	1228	BLK1228																																																
15/16	1230	BLK-1230																																																
1	1232	BLK1232																																																
1 1/16	1234	BLK1234																																																
1 1/8	1236	BLK1236																																																
1 1/4	1238	BLK1238																																																
1 1/2	1240	BLK1240																																																
1 3/8	1244	BLK1244																																																
1 1/2	1248	BLK1248																																																
Kit Bag	C111																																																	
1 5/8	2 1/8	1/4	7	.30	1240	BLK1240	6	1 5/8																																										
1 3/4	2 1/8	1/4	7	.30	1236S	BLK1236S	6	1 3/4																																										
1 7/8	2 1/4	5/32	7 1/8	.45	1242	BLK1242	6	1 7/8																																										
2	2 1/4	5/32	7 1/8	.44	1244	BLK1244	6	2																																										
2 1/16	2 1/2	5/32	7 1/8	.43	1246	BLK1246	6	2 1/16																																										
2 1/8	2 1/2	5/32	7 1/8	.42	1248	BLK1248	6	2 1/8																																										
2 1/4	2 5/8	5/32	7 1/8	.43	1250	BLK1250	6	2 1/4																																										
2 1/2	2 5/8	5/32	7 1/8	.43	1252	BLK1252	6	2 1/2																																										
2 3/8	2 7/8	5/32	7 1/8	.42	1254	BLK1254	6	2 3/8																																										
2 1/2	3	5/16	8 1/2	.70	1256	BLK1256	6	2 1/2																																										
2 5/8	3 1/8	5/16	8 1/2	.69	1258	BLK1258	6	2 5/8																																										
3	3 1/8	5/16	8 1/2	.69	1260	BLK1260	6	3																																										
3 1/8	3 1/4	5/16	8 1/2	.68	1262	BLK1262	6	3 1/8																																										
3 1/4	3 1/2	5/16	8 1/2	.66	1264	BLK1264	6	3 1/4																																										
3 1/2	3 1/2	5/16	8 1/2	.65	1268	BLK1268	6	3 1/2																																										
3 3/4	3 1/2	5/16	8 1/2	.61	1272	BLK1272	6	3 3/4																																										
4	3 3/4	5/16	9 1/2	.61	1276	BLK1276	6	4																																										
4 1/8	3 3/4	5/16	9 1/2	.59	1272S	BLK1272S	6	4 1/8																																										
4 1/4	3 3/4	5/16	9 1/2	.57	1264S	BLK1264S	6	4 1/4																																										

Straight Service Wrenches

Wrench Opening	Diameter of Head	Thickness of Head	Length	Wt. Ea. Lbs.	Chrome	Std. Pkg. Qty.	Wrench Opening
	A	B			C		
1	2 1/2	1/4	12 1/4	.77	1932	6	1
1 1/8	2 1/2	1/4	12 1/4	.73	1936	6	1 1/8
1 1/4	2 1/8	5/32	12 1/4	.93	1948	6	1 1/4
1 1/2	2 1/8	5/32	12 1/4	.92	1952	6	1 1/2
1 3/4	3 1/16	5/16	12 1/4	1.3	1956	6	1 3/4
2	3 1/16	5/16	12 1/4	1.3	1964	6	2
2 1/4	3 1/16	5/16	12 1/4	1.3	1972	6	2 1/4




Service Wrenches Metric



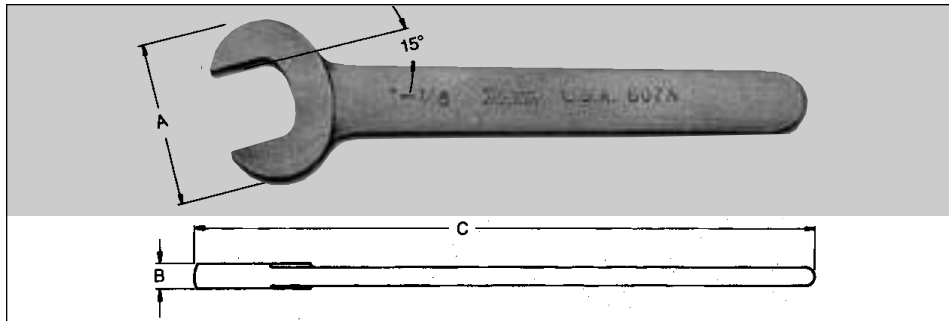
- Pump Wrenches - Chrome
- Thin Pattern for Use on Jam Nuts and in Confined Areas
- 30° Angle Heads

30° Angle Service Wrenches

Wrench Opening	Diameter of Head	Thickness of Head	Length	Wt. Ea. Lbs.	Chrome	Std. Pkg. Qty.	Wrench Opening	Chrome Set 30°
	A	B	C		Part No.			
19 mm	42.86 mm	6.35 mm	158.73 mm	.22	1219 mm	6	19 mm	
21 mm	42.86 mm	6.35 mm	158.73 mm	.22	1221 mm	6	21 mm	
22 mm	42.86 mm	6.35 mm	158.73 mm	.22	1222 mm	6	22 mm	
24 mm	47.62 mm	6.35 mm	174.60 mm	.25	1224 mm	6	24 mm	
27 mm	47.62 mm	6.35 mm	174.60 mm	.25	1227 mm	6	27 mm	
30 mm	52.38 mm	6.35 mm	177.78 mm	.31	1230 mm	6	30 mm	
32 mm	52.38 mm	6.35 mm	177.78 mm	.30	1232 mm	6	32 mm	
36 mm	63.49 mm	7.14 mm	193.65 mm	.45	1236 mm	6	36 mm	
37 mm	63.49 mm	7.14 mm	193.65 mm	.43	1237 mm	6	37 mm	
38 mm	63.49 mm	7.14 mm	193.65 mm	.42	1238 mm	6	38 mm	
40 mm	66.67 mm	7.14 mm	193.65 mm	.43	1240 mm	6	40 mm	
41 mm	66.67 mm	7.14 mm	193.65 mm	.43	1241 mm	6	41 mm	
42 mm	66.67 mm	7.14 mm	193.65 mm	.43	1242 mm	6	42 mm	
44 mm	66.67 mm	7.14 mm	193.65 mm	.43	1244 mm	6	44 mm	
46 mm	79.37 mm	7.94 mm	215.87 mm	.70	1246 mm	6	46 mm	
48 mm	79.37 mm	7.94 mm	215.87 mm	.70	1248 mm	6	48 mm	
50 mm	79.37 mm	7.94 mm	215.87 mm	.68	1250 mm	6	50 mm	
52 mm	88.89 mm	7.94 mm	215.87 mm	.66	1252 mm	6	52 mm	
55 mm	88.89 mm	7.94 mm	215.87 mm	.66	1255 mm	6	55 mm	
60 mm	88.89 mm	7.94 mm	241.27 mm	.61	1260 mm	6	60 mm	
65 mm	88.89 mm	7.94 mm	241.27 mm	.57	1265 mm	6	65 mm	

OPENING	CHROME PART NO.
19 mm	1219 mm
21 mm	1221 mm
22 mm	1222 mm
24 mm	1224 mm
27 mm	1227 mm
30 mm	1230 mm
32 mm	1232 mm
36 mm	1236 mm
37 mm	1237 mm
38 mm	1238 mm
40 mm	1240 mm
Kit Bag	C111

Check Nut Wrenches Fractional & Metric



Check Nut Wrench - Fractional


Wrench Opening	Diameter of Head	Thickness of Head	Length	Wt. Ea. Lbs.	Industrial Black	Std. Pkg. Qty.	Wrench Opening
	A	B			C		
1/2	1	1/8	4	.05	601	6	1/2
7/16	1	1/8	4	.05	601A	6	7/16
9/32	1 1/4	3/32	4 1/2	.11	602	6	9/32
5/16	1 1/4	3/32	4 1/2	.11	602A	6	5/16
11/16	1 1/2	3/16	5 1/2	.13	603	6	11/16
5/8	1 1/2	3/16	5 1/2	.13	603A	6	5/8
3/4	1 5/8	1/32	6 1/2	.19	604A	6	3/4
7/8	1 9/16	1/4	6 1/2	.28	605	6	7/8
15/16	1 9/16	1/4	6 1/2	.28	605A	6	15/16
1 1/16	2	3/32	7 1/2	.36	606A	6	1 1/16
1	2	3/32	7 1/2	.35	606B	6	1
1 1/16	2 1/16	5/16	8 1/2	.66	607	6	1 1/16
1 1/8	2 1/8	3/8	8 1/2	.65	607A	6	1 1/8
1 1/4	2 1/4	3/8	10	1.12	608	6	1 1/4
1 3/8	2 3/8	3/8	10	1.12	608A	6	1 3/8
1 1/2	3 3/8	7/16	11 1/2	1.5	609A	6	1 1/2
1 5/8	3 5/8	1/2	13	2.3	610	6	1 5/8
1 7/8	3 7/8	1/2	13	2.2	610A	6	1 7/8

Check Nut Wrench - Metric

Wrench Opening	Diameter of Head	Thickness of Head	Length	Wt. Ea. Lbs.	Industrial Black	Std. Pkg. Qty.	Wrench Opening
	A	B			C		
10 mm	25.40 mm	3.17 mm	101.59 mm	.05	610 mm	6	10 mm
11 mm	25.40 mm	3.17 mm	101.59 mm	.05	611 mm	6	11 mm
12 mm	25.40 mm	3.17 mm	101.59 mm	.05	612 mm	6	12 mm
13 mm	25.40 mm	3.17 mm	101.59 mm	.05	613 mm	6	13 mm
14 mm	31.75 mm	3.97 mm	114.29 mm	.11	614 mm	6	14 mm
15 mm	31.75 mm	3.97 mm	114.29 mm	.11	615 mm	6	15 mm
16 mm	38.10 mm	4.76 mm	130.16 mm	.13	616 mm	6	16 mm
17 mm	38.10 mm	4.76 mm	130.16 mm	.13	617 mm	6	17 mm
18 mm	38.10 mm	4.76 mm	130.16 mm	.13	618 mm	6	18 mm
19 mm	41.28 mm	5.56 mm	155.58 mm	.19	619 mm	6	19 mm
21 mm	46.03 mm	6.35 mm	168.25 mm	.28	621 mm	6	21 mm
22 mm	46.03 mm	6.35 mm	168.25 mm	.28	622 mm	6	22 mm
24 mm	50.79 mm	7.14 mm	190.48 mm	.36	624 mm	6	24 mm
27 mm	61.90 mm	7.94 mm	215.87 mm	.66	627 mm	6	27 mm
30 mm	61.90 mm	7.94 mm	215.87 mm	.66	630 mm	6	30 mm
32 mm	66.67 mm	9.52 mm	253.97 mm	1.12	632 mm	6	32 mm
36 mm	66.67 mm	9.52 mm	253.97 mm	1.12	636 mm	6	36 mm
37 mm	85.71 mm	11.11 mm	288.88 mm	1.50	637 mm	6	37 mm
38 mm	85.71 mm	11.11 mm	288.88 mm	1.50	638 mm	6	38 mm
41 mm	87.30 mm	12.70 mm	330.16 mm	2.1	641 mm	6	41 mm



Ratcheting Box Wrenches & Sets —Straight Pattern



Chrome Finish

Different Openings on Each End in Size from 1/4" thru 7/8".

12 Point with 6 Point Also Available on RB810, 1214 and 1618.

Wrench Openings A x B	Type Opening	Diameter of Head		Thickness of Head C	Overall Length D	Wt. Ea. Lbs.	Chrome	Std. Pkg. Qty.	Wrench Openings
		A ₁	B ₁				Part No.		A x B
1/4 x 5/16	6 pt.	5/16	3/8	3/8	4 1/4	.12	RB810	6	1/4 x 5/16
1/4 x 5/16	12 pt.	5/16	3/8	3/8	4 1/4	.13	RB810DH	6	1/4 x 5/16
3/8 x 7/16	6 pt.	3/8	7/8	3/8	5 1/2	.18	RB1214	6	3/8 x 7/16
3/8 x 7/16	12 pt.	3/8	7/8	3/8	5 1/2	.19	RB1214DH	6	3/8 x 7/16
1/2 x 9/16	6 pt.	1	1 1/8	1/2	6 3/4	.42	RB1618	6	1/2 x 9/16
1/2 x 9/16	12 pt.	1	1 1/8	1/2	6 3/4	.42	RB1618DH	6	1/2 x 9/16
5/8 x 11/16	12 pt.	1 1/4	1 1/8	1/2	8	.54	RB2022	6	5/8 x 11/16
5/8 x 3/4	12 pt.	1 1/4	1 1/8	1/2	8	.52	RB2024	6	5/8 x 3/4
1 1/16 x 1 3/16	12 pt.	1 1/8	1 1/8	1/2	9 1/4	.78	RB22226	6	1 1/16 x 1 3/16
3/4 x 7/8	12 pt.	1 1/8	1 1/8	1/2	9 1/4	.74	RB2428	6	3/4 x 7/8

Sets

RB5K		RB7K	
OPENING	PART NO.	OPENING	PART NO.
1/4 x 5/16	RB810	1/4 x 5/16	RB810
3/8 x 7/16	RB1214	3/8 x 7/16	RB1214
1/2 x 9/16	RB1618	1/2 x 9/16	RB1618
5/8 x 11/16	RB2022	5/8 x 11/16	RB2022
3/4 x 7/8	RB2428	5/8 x 3/4	RB2024
Kit Bag	C185	1 1/16 x 1 3/16	RB2226
		3/4 x 7/8	RB2428
		Kit Bag	C187

Ratcheting Box Wrenches & Sets —25° Offset Pattern



Chrome Finish

25° Offset

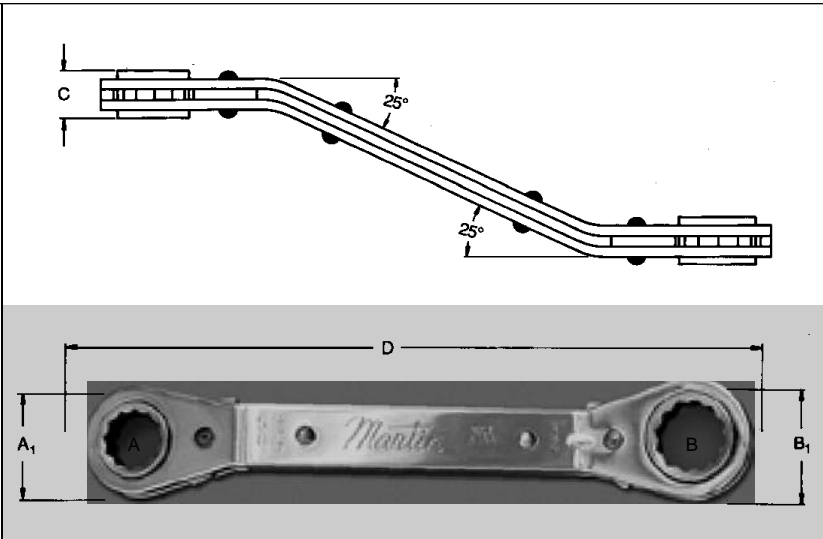
**Size Openings from 1/4" thru 7/8" with
Different Openings on Each End.**

RBO810 thru RBO1618

6 Point

RBO2022 thru RBO2428

12 Point



Wrench Openings	Type Opening	Diameter of Head		Thickness of Head	Overall Length	Wt. Ea. Lbs.	Chrome	Std. Pkg. Qty.	Wrench Openings
		A ₁	B ₁				Part No.		A × B
1/4 × 5/16	6 pt.	5/16	5/8	3/8	4 3/32	.12	RBO810	6	1/4 × 5/16
3/8 × 7/16	6 pt.	3/8	7/8	3/8	5 7/32	.18	RBO1214	6	3/8 × 7/16
1/2 × 9/16	6 pt.	1	1 1/8	1/2	6 13/32	.42	RBO1618	6	1/2 × 9/16
5/8 × 1 1/16	12 pt.	1 1/4	1 1/16	1/2	7 21/32	.54	RBO2022	6	5/8 × 1 1/16
5/8 × 3/4	12 pt.	1 1/4	1 1/16	1/2	7 7/32	.52	RBO2024	6	5/8 × 3/4
1 1/16 × 1 3/16	12 pt.	1 1/16	1 1/16	1/2	8 3/4	.78	RBO2226	6	1 1/16 × 1 3/16
3/4 × 7/8	12 pt.	1 1/16	1 1/16	1/2	8 3/4	.74	RBO2428	6	3/4 × 7/8

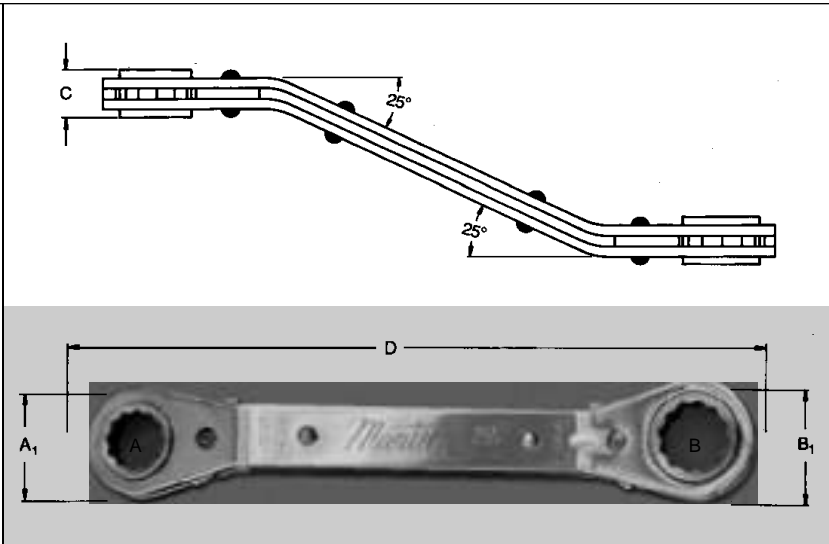
Sets

RBO5K		RBO7K	
	OPENING	PART NO.	
	1/4 × 5/16	RBO810	
	3/8 × 7/16	RBO1214	
	1/2 × 9/16	RBO1618	
	5/8 × 1 1/16	RBO2022	
	1 1/16 × 1 3/16	RBO2428	
	Kit Bag.....	C185	
	OPENING	PART NO.	
	1/4 × 5/16	RBO810	
	3/8 × 7/16	RBO1214	
	1/2 × 9/16	RBO1618	
	5/8 × 1 1/16	RBO2022	
	5/8 × 3/4	RBO2024	
	1 1/16 × 1 3/16	RBO2226	
	3/4 × 7/8	RBO2428	
	Kit Bag	C187	

Ratcheting Box Wrenches & Sets — 25° Offset Pattern



Chrome Finish
25° Offset
Size Openings from 1/4" thru 7/8" with Different Openings on Each End.
RB0810 thru RB01618
6 Point
RB02022 thru RB02428
12 Point



Wrench Openings A x B	Type Opening	Diameter of Head		Thickness of Head C	Overall Length D	Wt. Ea. Lbs.	Chrome	Std. Pkg. Qty.	Wrench Openings
		A ₁	B ₁				Part No.		A x B
1/4 x 5/16	6 pt.	5/16	5/8	3/8	4 3/32	.12	RB0810	6	1/4 x 5/16
3/8 x 7/16	6 pt.	5/8	7/8	3/8	5 1/32	.18	RB01214	6	3/8 x 7/16
1/2 x 9/16	6 pt.	1	1 1/8	1/2	6 1/32	.42	RB01618	6	1/2 x 9/16
5/8 x 1 1/16	12 pt.	1 1/4	1 7/16	1/2	7 21/32	.54	RB02022	6	5/8 x 1 1/16
3/4 x 3/4	12 pt.	1 1/4	1 7/16	1/2	7 21/32	.52	RB02024	6	3/4 x 3/4
1 1/16 x 1 3/16	12 pt.	1 7/16	1 9/16	1/2	8 3/4	.78	RB02226	6	1 1/16 x 1 3/16
3/4 x 7/8	12 pt.	1 7/16	1 9/16	1/2	8 3/4	.74	RB02428	6	3/4 x 7/8

Sets

RB05K		RB07K	
	OPENING	PART NO.	
	1/4 x 5/16	RB0810	
	3/8 x 7/16	RB01214	
	1/2 x 9/16	RB01618	
	5/8 x 1 1/16	RB02022	
	3/4 x 7/8	RB02428	
	Kit Bag	C185	
	OPENING	PART NO.	
	1/4 x 5/16	RB0810	
	3/8 x 7/16	RB01214	
	1/2 x 9/16	RB01618	
	5/8 x 1 1/16	RB02022	
	3/4 x 3/4	RB02024	
	1 1/16 x 1 3/16	RB02226	
3/4 x 7/8	RB02428		
Kit Bag	C187		



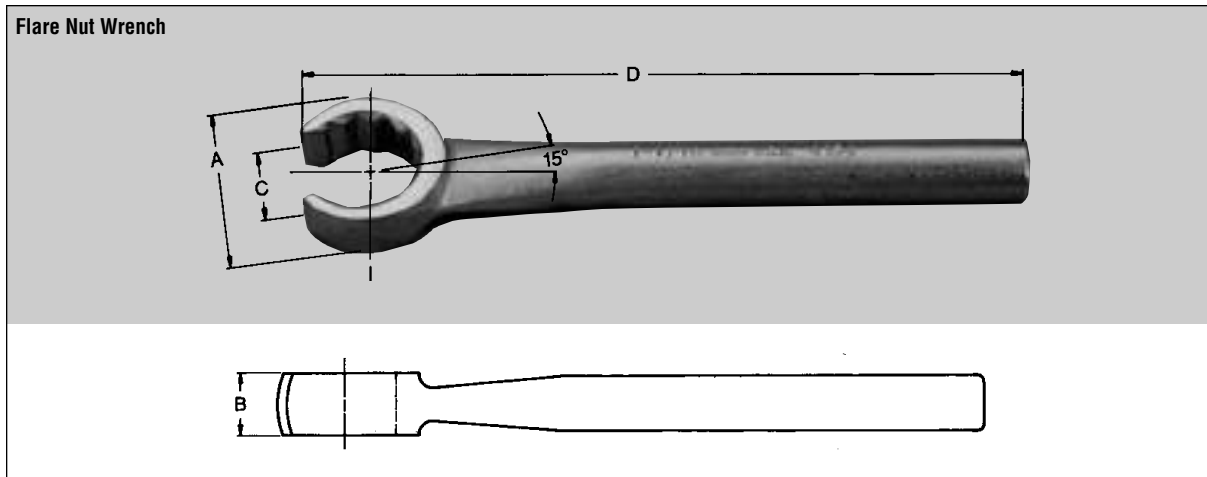
Flare Nut Wrench

American Alloy Steel

Chrome or Black Finish

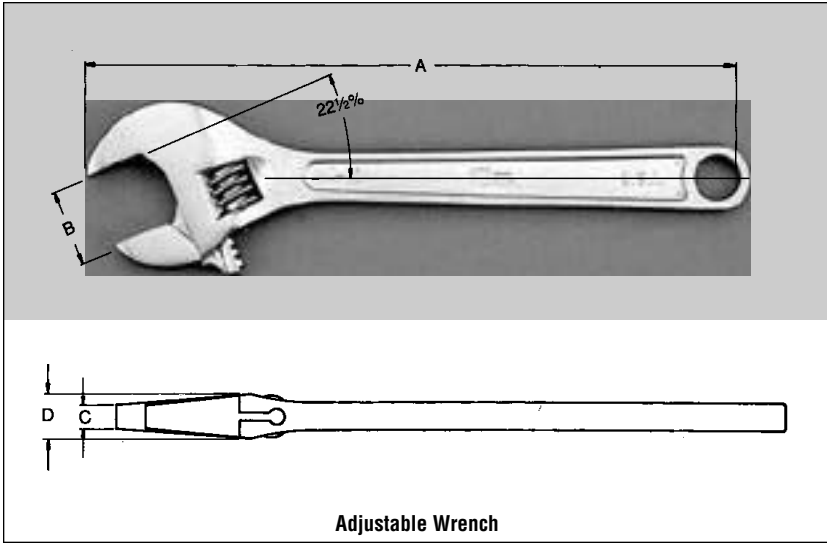
12 Point Opening

Drop Forged



Wrench Opening	Diameter of Head	Thickness of Head	Width of Slot	Length	Wt. Ea. Lbs.	Chrome	Industrial Black	Std. Pkg. Qty.	Wrench Opening
	A	B	C	D		Part No.	Part No.		
3/8	25/32	5/16	9/32	6 13/32	.18	4112	BLK4112	6	3/8
7/16	27/32	5/16	11/32	6 15/32	.20	4114	BLK4114	6	7/16
1/2	29/32	3/8	3/8	6 25/32	.28	4116	BLK4116	6	1/2
9/16	1 1/32	7/16	7/16	6 25/32	.30	4118	BLK4118	6	9/16
5/8	1 1/16	1/2	1/2	7 7/8	.38	4120	BLK4120	6	5/8
11/16	1 1/8	1/2	9/16	7 3/16	.45	4122	BLK4122	6	11/16
3/4	1 1/32	9/16	5/8	7 1/16	.53	4124	BLK4124	6	3/4
13/16	1 1/32	5/8	21/32	7 1/2	.60	4126	BLK4126	6	13/16
7/8	1 3/8	5/8	11/16	7 1/2	.60	4128	BLK4128	6	7/8
15/16	1 7/16	5/8	3/4	7 13/16	.63	4130	BLK4130	6	15/16
1	1 7/16	11/16	3/4	7 13/16	.69	4132	BLK4132	6	1
1 1/16	1 7/8	3/4	13/16	7 15/16	.78	4134	BLK4134	6	1 1/16
1 1/8	1 11/16	25/32	7/8	7 15/16	.83	4136	BLK4136	6	1 1/8
1 1/4	1 29/32	13/16	1	7 15/16	.83	4140	BLK4140	6	1 1/4
1 3/8	2 3/32	29/32	1 1/16	9	1.3	4144	BLK4144	6	1 3/8
1 1/2	2 7/16	7/8	1 1/8	10	1.6	4148	BLK4148	6	1 1/2

Adjustable Wrenches Set Screw Wrenches



Adjustable Wrench

American Alloy Steel

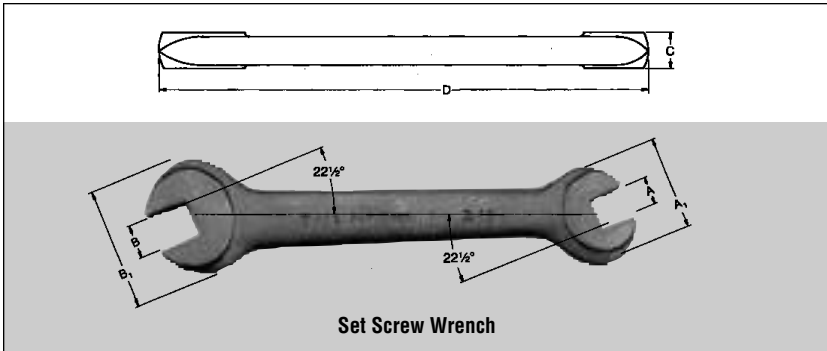
Drop Forged

Cobalt and Industrial Black Finish

22 1/2° Angle

Designed to Meet the Industrial Users Needs.

Size Length	Capacity	Thickness of Head		Wt. Ea. Lbs.	Cobalt	Industrial Black	Std. Pkg. Qty.	Size Length
		Jaw Tip	Extreme		Part No.	Part No.		A
A	B	C	D					
6	3/4	7/32	3/8	.26	A6	A6T	6	6
8	1	17/64	1/2	.52	A8	A8T	6	8
10	1 1/8	23/64	19/32	.93	A10	A10T	6	10
12	1 1/16	19/32	23/32	1.5	A12	A12T	6	12
15	1 3/4	19/32	31/32	3.3	A15	A15T	6	15
18	2 1/16	23/32	13/16	5.3	A18	A18T	1	18
24	2 1/16	7/8	1 1/8	9.0	A24	A24T	1	24



Set Screw Wrench

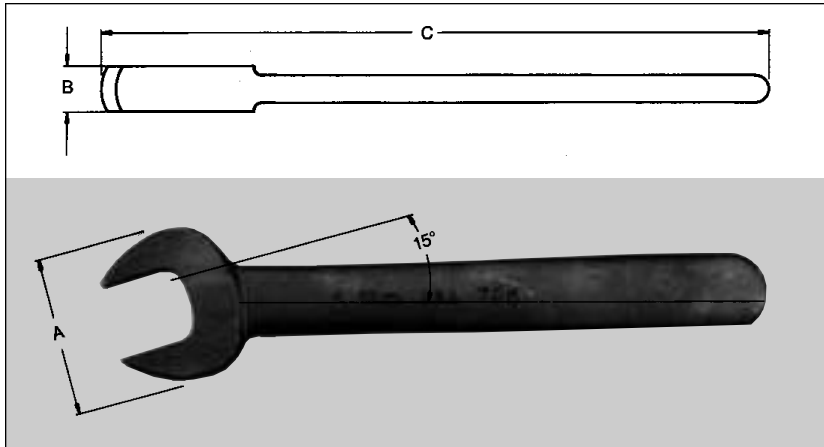
**High Grade Carbon Steel
Drop Forged**

Machined to Industry Standards for Set Screws, Square Screws, Cap Screws and Nuts.

Wrench Openings	Diameter of Head	Thickness of Head	Length	Wt. Ea. Lbs.	Industrial Black	Std. Pkg. Qty.	Wrench Openings
A x B	A ₁ x B ₁	C	D		Part No.		A x B
1/4 x 5/16	27/32 x 1 1/16	3/32	4 1/4	.13	525	6	1/4 x 5/16
5/16 x 3/8	1 x 1 1/16	11/32	5	.21	527	6	5/16 x 3/8
3/8 x 7/16	1 1/4 x 1 3/8	3/8	5 1/4	.33	529	6	3/8 x 7/16
1/2 x 3/8	1 3/4 x 1 7/8	9/16	8 1/2	.90	534	6	1/2 x 3/8



Single Head Open End Wrench



American High Carbon Steel
Precision Forged and thru
Hardened.

1¹³/₁₆" and Larger Sizes Have
Tapered Handles

Industrial Black Finish

Wide Range of Openings from
1/2" thru 5".

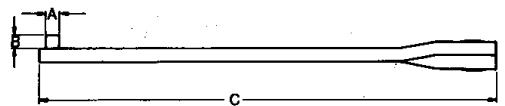
Wrench Opening	Diameter of Head	Thickness of Head	Length	Wt. Ea. Lbs.	Industrial Black	Std. Pkg. Qty.	Wrench Opening
	A	B	C		Part No.		
1/2	1	5/16	4 5/8	.16	1	6	1/2
5/16	1 1/16	5/16	5 1/2	.19	702	6	5/16
3/8	1 1/8	1 1/32	6 3/8	.32	703	6	3/8
1 1/16	1 3/8	1 1/32	6 3/4	.32	3	6	1 1/16
3/4	1 5/8	3/8	7 1/4	.44	704	6	3/4
13 1/16	1 3/4	7/16	8 3/8	.64	705	6	13 1/16
7/8	1 3/4	7/16	8 3/8	.64	5	6	7/8
15 1/16	2	7/16	9 1/4	.80	6A	6	15 1/16
1	2	7/16	9 1/4	.82	706	6	1
1 1/16	2 1/4	7/16	10 1/2	1.26	7	6	1 1/16
1 1/8	2 1/4	9/16	10 1/2	1.22	707	6	1 1/8
1 1/4	2 3/4	1 1/32	12	2.1	8	6	1 1/4
1 3/8	2 3/4	1 1/32	12	2.0	8A	6	1 3/8
1 1/2	2 3/4	1 1/32	12	2.0	708A	6	1 1/2
1 5/8	3	5/8	13 1/2	2.5	9	6	1 5/8
1 1/2	3	5/8	13 1/2	2.5	709	6	1 1/2
1 3/8	3 1/2	7/8	15	3.6	10	1	1 3/8
1 1 1/16	3 1/2	7/8	15	3.5	10A	1	1 1 1/16
1 1 3/16	3 3/4	1 1/16	16 1/2	5.0	11	1	1 1 3/16
1 3/4	3 3/4	1 1/16	16 1/2	5.0	11A	1	1 3/4
2	4 1/8	1	18 1/4	6.2	12	1	2
2 1/16	4 1/8	1	18 1/4	6.2	12A	1	2 1/16
2 3/16	4 1/2	1 1/16	20	8.0	13	1	2 3/16
2 1/4	4 1/2	1 1/16	20	8.0	13A	1	2 1/4
2 3/8	4 3/4	1 1/8	22	9.6	14	1	2 3/8
2 1/16	4 3/4	1 1/8	22	9.6	14A	1	2 1/16
2 3/16	5 1/4	1 3/16	24	13.2	15	1	2 3/16
2 1/2	5 1/4	1 3/16	24	13.1	15A	1	2 1/2
2 3/4	6	1 1/4	27	12.9	16	1	2 3/4
2 9/16	6	1 1/4	27	16.0	16B	1	2 9/16
2 15/16	6	1 1/4	27	16.0	16A	1	2 15/16
3	6 3/8	1 1/2	30	23.7	17A	1	3
3 1/8	6 3/8	1 1/2	30	23.7	17	1	3 1/8
3 3/8	7 1/2	1 5/8	34	31.6	18A	1	3 3/8
3 1/2	7 1/2	1 5/8	34	31.6	18	1	3 1/2
3 3/4	8	1 3/4	37	33.0	19B	1	3 3/4
3 5/8	8	1 3/4	37	33.0	19	1	3 5/8
4 1/8	8	1 3/4	37	32.5	19C	1	4 1/8
4 1/4	8	1 3/4	37	32.0	19A	1	4 1/4
4 1/2	10 1/4	1 7/8	42	50.5	20B	1	4 1/2
4 3/4	10 1/4	1 7/8	42	50.5	20	1	4 3/4
5	10 3/4	1 7/8	42	50.4	20A	1	5

Spanner Wrenches



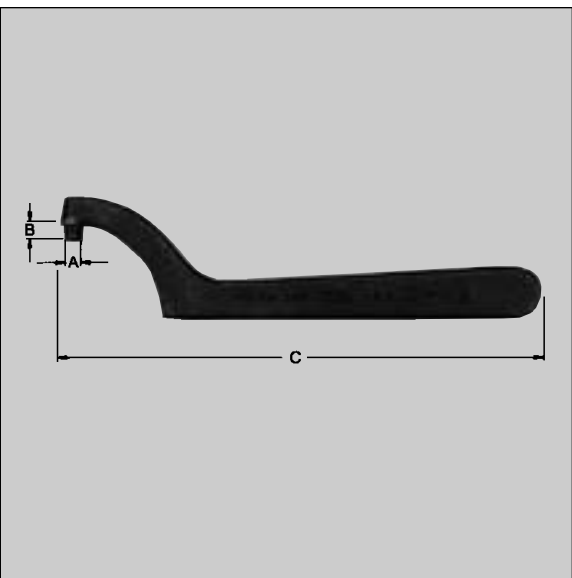
Adjustable Face Spanner

Extreme Capacity	Diameter of Pin	Length of Pin	Overall Length	Wt. Ea. Lbs.	Industrial Black	Std. Pkg. Qty.
	A	B	C		Part No.	
2	$\frac{3}{16}$	$\frac{1}{4}$	$6\frac{1}{2}$.31	482	6
3	$\frac{1}{4}$	$\frac{1}{4}$	$8\frac{1}{4}$.52	483	6
4	$\frac{5}{16}$	$\frac{1}{2}$	$10\frac{1}{2}$	1.02	484	6




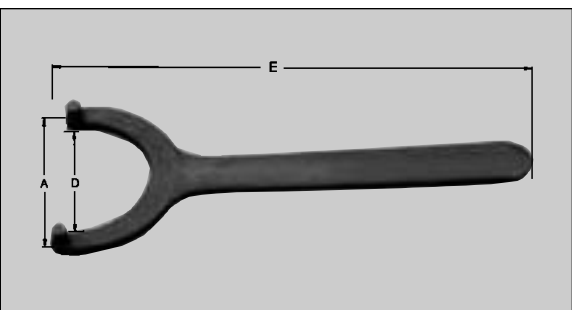
Pin Spanner

For Circle Diameter	Diameter of Pin	Length of Pin	Overall Length	Wt. Ea. Lbs.	Industrial Black	Std. Pkg. Qty.
	A	B	C			
1	$\frac{3}{16}$	$\frac{3}{16}$	4	.08	452	6
1 1/4	$\frac{13}{64}$	$\frac{3}{16}$	4 1/2	.11	453	6
1 1/2	$\frac{7}{32}$	$\frac{7}{32}$	5	.13	454	6
1 3/4	$\frac{15}{64}$	$\frac{7}{32}$	5 1/2	.17	455	6
2	$\frac{1}{4}$	$\frac{1}{4}$	6	.20	456	6
2 1/4	$\frac{17}{64}$	$\frac{1}{4}$	6 1/2	.24	457	6
2 1/2	$\frac{9}{32}$	$\frac{9}{32}$	7	.28	458	6
2 3/4	$\frac{19}{64}$	$\frac{9}{32}$	7 1/2	.37	459	6
3	$\frac{5}{16}$	$\frac{5}{16}$	8	.43	460	6
3 1/4	$\frac{21}{64}$	$\frac{5}{16}$	8 1/2	.47	461	6
3 1/2	$\frac{11}{32}$	$\frac{5}{16}$	9	.50	462	6
3 3/4	$\frac{23}{64}$	$\frac{3}{8}$	9 1/2	.59	463	6
4	$\frac{3}{8}$	$\frac{7}{16}$	10	.69	464	6
5	$\frac{7}{16}$	$\frac{7}{16}$	12	1.15	466	6
6	$\frac{1}{2}$	$\frac{1}{2}$	14	1.90	468	6



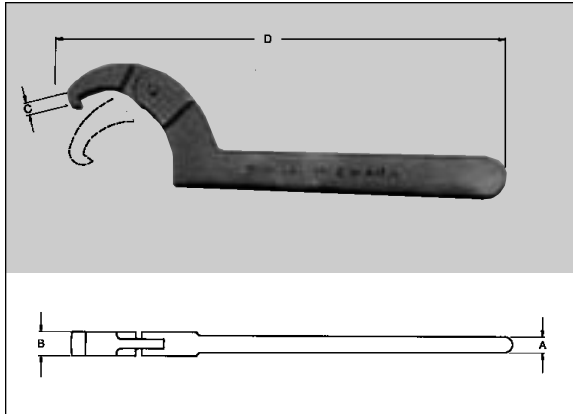
Face Spanner

Center Distance of Pins	Pins		Span of Jaws in Clear	Length from Center of Pins	Thick-ness	Wt. Ea. Lbs.	Industrial Black	Std. Pkg. Qty.
	Dia.	Length					Part No.	
A	B	C	D	E	F			
1	$\frac{3}{16}$	$\frac{3}{16}$	$\frac{1}{16}$	$4\frac{1}{2}$	$\frac{3}{16}$.12	418	6
1 1/4	$\frac{7}{32}$	$\frac{7}{32}$	$\frac{7}{8}$	5	$\frac{3}{16}$.13	420	6
1 1/2	$\frac{7}{32}$	$\frac{7}{32}$	$1\frac{1}{8}$	$5\frac{1}{2}$	$\frac{3}{16}$.23	422	6
1 3/4	$\frac{7}{32}$	$\frac{7}{32}$	$1\frac{3}{8}$	6	$\frac{7}{32}$.30	424	6
2	$\frac{1}{4}$	$\frac{1}{4}$	$1\frac{19}{32}$	$6\frac{1}{2}$	$\frac{7}{32}$.39	426	6
2 1/4	$\frac{1}{4}$	$\frac{1}{4}$	$1\frac{27}{32}$	7	$\frac{7}{32}$.42	428	6
2 1/2	$\frac{9}{32}$	$\frac{9}{32}$	$2\frac{1}{32}$	$7\frac{1}{2}$	$\frac{1}{4}$.52	430	6
2 3/4	$\frac{9}{32}$	$\frac{9}{32}$	$2\frac{3}{32}$	8	$\frac{1}{4}$.59	432	6
3	$\frac{5}{16}$	$\frac{5}{16}$	$2\frac{1}{2}$	$8\frac{1}{2}$	$\frac{1}{4}$.70	434	6
3 1/4	$\frac{5}{16}$	$\frac{5}{16}$	$2\frac{3}{4}$	$9\frac{1}{8}$	$\frac{1}{4}$.82	436	6
3 1/2	$\frac{5}{16}$	$\frac{5}{16}$	3	$9\frac{3}{4}$	$\frac{1}{4}$.89	438	6
3 3/4	$\frac{3}{8}$	$\frac{3}{8}$	$3\frac{3}{16}$	$10\frac{3}{8}$	$\frac{1}{4}$	1.0	440	6
4	$\frac{3}{8}$	$\frac{3}{8}$	$3\frac{1}{16}$	11	$\frac{1}{4}$	1.1	442	6



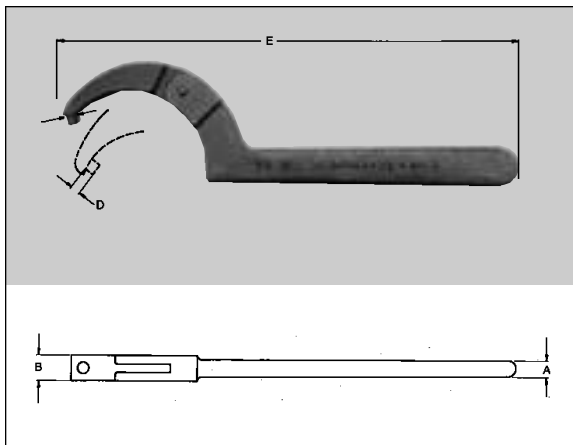


Spanner Wrenches



Adjustable Hook Spanner

Capacity Range	Thickness of Handle	Thickness of Hook	Depth of Hook	Length	Wt. Ea. Lbs.	Industrial Black	Std. Pkg. Qty.
	A	B	C	D		Part No.	
¾ to 2	¼	1½	⅛	6⅝	.23	471	6
1¼ to 3	⅜	1¾	⅜	8⅞	.43	472	6
2 to 4¼	⅝	1⅝	⅜	11⅞	1.03	474	6
4½ to 6¼	⅞	1¾	¼	12⅞	1.07	474A	6
6½ to 8¼	⅞	1¾	⅝	13⅞	1.40	474B	6



Adjustable Pin Spanner

Capacity Range	Thickness		Pin Size		Overall Length	Wt. Ea. Lbs.	Industrial Black	Std. Pkg. Qty.
	Handle	Hook	Diameter	Length			Part No.	
	A	B	C	D	E			
¾ to 2	¼	1½	⅛	⅛	6⅝	.23	0471	6
¾ to 2	¼	1½	⅜	⅜	6⅝	.23	0471A	6
1¼ to 3	⅜	1¾	⅜	⅜	8⅞	.42	0472	6
1¼ to 3	⅜	1¾	¼	⅜	8⅞	.42	0472A	6
2 to 4¼	⅝	1⅝	¼	¼	11⅞	.99	0474	6
4½ to 6¼	⅞	1¾	⅜	¼	12⅞	1.08	0474A	6

Adjustable Pin Spanner Wrench Set

SPW6K



Capacity Range	Pin Diam.	Part No.
¾ to 2	⅛	0471
¾ to 2	⅜	0471A
1¼ to 3	⅜	0472
1¼ to 3	¼	0472A
2 to 4¼	¼	0474
4½ to 6¼	⅜	0474A
Kit Bag		C60B

Structural Wrenches



Structural Box Wrench Heads are Offset from Handle to Permit Clearance of Obstructions.

Industrial Black

Handles are Tapered for Insertion into Bolt Holes.

Structural Box Wrenches								
Wrench Opening	Diameter of Head	Thickness of Head	Length	Offset at End	Wt. Ea. Lbs.	Part No.	Std. Pkg. Qty.	Wrench Opening
	A	B		D				
1/16	1 1/32	1/16	12	1 5/32	1.3	8905A	1	1/16
7/8	1 1/32	1/16	12	1 5/32	1.3	8905	1	7/8
1 5/16	1 5/8	1 3/16	12	1 5/16	1.3	8906	1	1 5/16
1	1 5/8	1 3/16	12	1 5/16	1.3	8906B	1	1
1 1/16	1 5/16	7/8	15	2 3/16	1.9	8907	1	1 1/16
1 1/8	1 5/8	7/8	15	2 3/16	1.9	8907A	1	1 1/8
1 1/4	2 3/16	1 5/16	17	2 3/16	2.6	8908	1	1 1/4
1 1/16	2 3/16	1 5/16	17	2 3/16	2.0	8908A	1	1 1/16
1 1/8	2 3/8	1 1/8	21	2 3/8	3.5	8909	1	1 1/8
1 1/2	2 3/8	1 1/8	21	2 3/8	3.5	8909A	1	1 1/2
1 5/8	2 3/8	1 1/16	22	2 3/8	4.8	8910	1	1 5/8
1 11/16	2 3/8	1 1/16	22	2 3/8	4.7	8910A	1	1 11/16
1 13/16	2 3/16	1 1/4	23	3	6.6	8911	1	1 13/16
1 3/4	2 3/16	1 1/4	23	3	6.6	8911A	1	1 3/4
2	3 3/16	1 3/8	24 1/2	3 3/16	6.5	8912	1	2
2 1/16	3 1/16	1 1/2	26	3 1/2	7.3	8913	1	2 1/16
2 1/8	3 3/16	1 1/8	28	3 1/16	8.5	8914	1	2 1/8
2 1/4	3 3/8	1 3/4	30	3 1/16	9.2	8915	1	2 1/4
2 1/2	4 3/16	1 7/8	30	3 5/16	9.8	8916	1	2 1/2

Structural Wrench Offset									
Wrench Opening	Diameter of Head	Thickness of Head	Length	Handle at Head	Offset at End	Wt. Ea. Lbs.	Industrial Black	Std. Pkg. Qty.	Wrench Opening
	A	B		D	E		Part No.		
5/8	1 1/16	7/16	12	1 3/16	1 11/16	.56	903A	1	5/8
1 1/16	1 1/16	7/16	12	1 3/16	1 11/16	.56	903	1	1 1/16
3/4	1 1/16	7/16	12	1 3/16	1 11/16	.70	904A	1	3/4
1 3/16	2	1 7/32	14 1/2	1 5/16	1 1/8	1.3	905A	1	1 3/16
7/8	2	1 7/32	14 1/2	1 5/16	1 1/8	1.3	905	1	7/8
1 5/16	2	1 7/32	14 1/2	1 5/16	1 1/8	1.3	906C	1	1 5/16
1	2	1 7/32	14 1/2	1 5/16	1 1/8	1.3	906B	1	1
1 1/16	2 1/4	5/8	17	1 1/16	2 3/8	1.9	907	1	1 1/16
1 1/8	2 1/4	5/8	17	1 1/16	2 3/8	1.9	907A	1	1 1/8
1 1/4	2 3/16	1 1/16	19	1 1/4	2 3/4	2.6	908	1	1 1/4
1 1/16	2 13/16	1 1/16	19	1 1/4	2 3/4	2.6	908A	1	1 1/16
1 1/8	3 3/8	3/4	20	1 1/4	3 1/16	3.5	909	1	1 1/8
1 1/2	3 3/8	3/4	20	1 1/4	3 1/16	3.5	909A	1	1 1/2
1 5/8	3 13/32	1 3/16	23	1 1/2	3 3/8	4.8	910	1	1 5/8
1 11/16	3 1/2	1 3/16	23	1 1/2	3 3/8	4.7	910A	1	1 11/16
1 13/16	4 1/8	1 3/16	24	1 5/8	3 1/16	6.6	911	1	1 13/16
1 3/4	4 1/8	1 3/16	24	1 5/8	3 1/16	6.6	911A	1	1 3/4
2	4 1/8	1 3/16	24	1 5/8	3 1/16	6.5	912	1	2

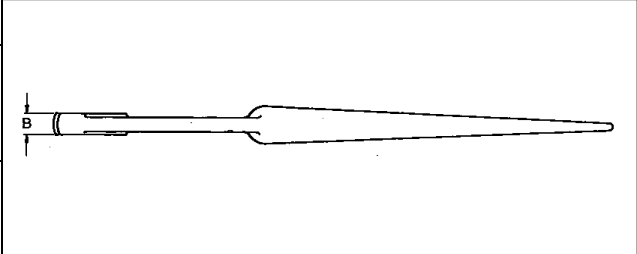

Structural Wrench Heads are Offset from Handle to Permit Clearance of Obstructions.

Handles are Tapered for Insertion into Bolt Holes.



Construction and Box Wrenches

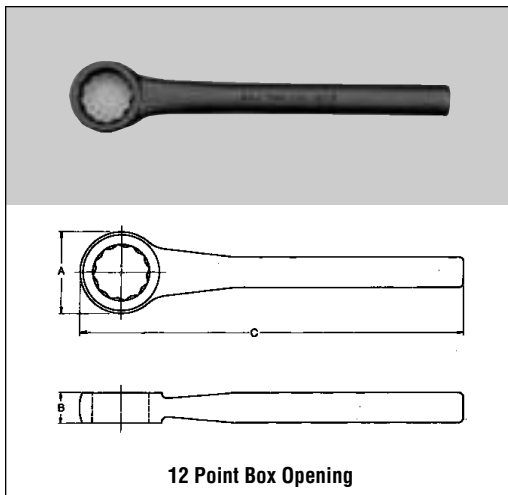
Construction Wrench 15° Angle							
Wrench Opening	Diameter of Head	Thickness of Head	Length	Wt. Ea. Lbs.	Industrial Black	Std. Pkg. Qty.	Wrench Opening
	A	B			Part No.		
5/8	1 1/16	7/16	12	.62	203A	1	5/8
1 1/16	1 3/16	7/16	12	.62	203	1	1 1/16
3/4	1 3/16	7/16	12	.58	204A	1	3/4
7/8	2	1 1/32	14 1/2	2.0	205	1	7/8
1 5/16	2	1 1/32	14 1/2	2.0	206C	1	1 5/16
1	2	1 1/32	14 1/2	2.0	206B	1	1
1 1/16	2 1/4	5/8	17	1.8	207	1	1 1/16
1 1/8	2 1/4	5/8	17	1.8	207A	1	1 1/8
1 1/4	2 5/8	1 1/16	19	2.7	208	1	1 1/4
1 3/16	2 5/8	1 1/16	19	2.7	208A	1	1 3/16
1 1/16	2 5/8	1 1/16	19	2.6	209	1	1 1/16
1 1/2	2 5/8	1 1/16	19	2.6	209A	1	1 1/2
1 5/8	4	1 5/16	22 11/16	7.0	210	1	1 5/8
1 11/16	4	1 5/16	22 11/16	7.0	210A	1	1 11/16
1 13/16	4	1 5/16	22 11/16	6.9	211	1	1 13/16
1 7/8	4	1 5/16	22 11/16	6.9	211A	1	1 7/8
2	4	1 5/16	22 11/16	6.8	212	1	2



Drop Forged from High Grade Carbon Steel, thru Hardening.

Straight Handle with 15° Angle Opening.

Handles are Tapered for Insertion into Bolt Holes.

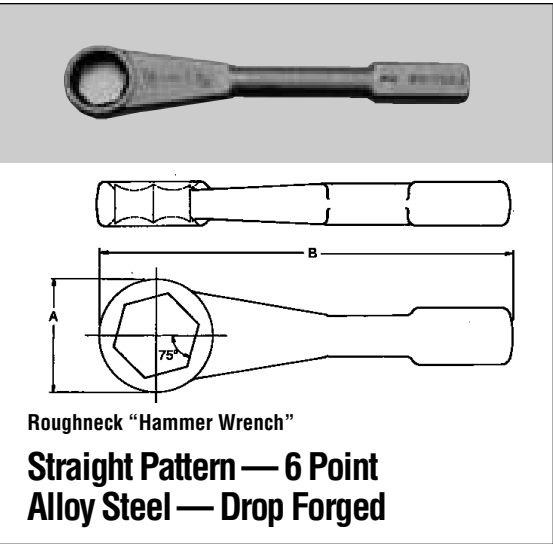


Box Wrenches							
Wrench Opening	Diameter of Head	Thickness of Head	Length	Wt. Ea. Lbs.	Industrial Black	Std. Pkg. Qty.	Wrench Opening
	A	B			Part No.		
1/2	29/32	3/8	6 25/32	.28	801	6	1/2
5/16	1 1/32	7/16	6 25/32	.30	802A	6	5/16
5/8	1 1/16	1/2	7 1/8	.38	803A	6	5/8
1 1/16	1 1/8	1/2	7 1/16	.45	803	6	1 1/16
3/4	1 1/32	5/16	7 1/16	.53	804A	6	3/4
7/8	1 3/8	5/8	7 1/2	.60	805	6	7/8
1 5/16	1 1/16	5/8	7 13/16	.63	806	6	1 5/16
1	1 1/8	1 1/16	7 13/16	.69	806B	6	1
1 1/8	1 5/8	3/4	7 15/16	.78	807	6	1 1/8
1 1/16	1 11/16	25/32	7 15/16	.83	807A	6	1 1/16
1 1/4	1 23/32	13/16	7 15/16	.83	808	6	1 1/4
1 1/2	2 1/16	7/8	10	1.6	809A	6	1 1/2

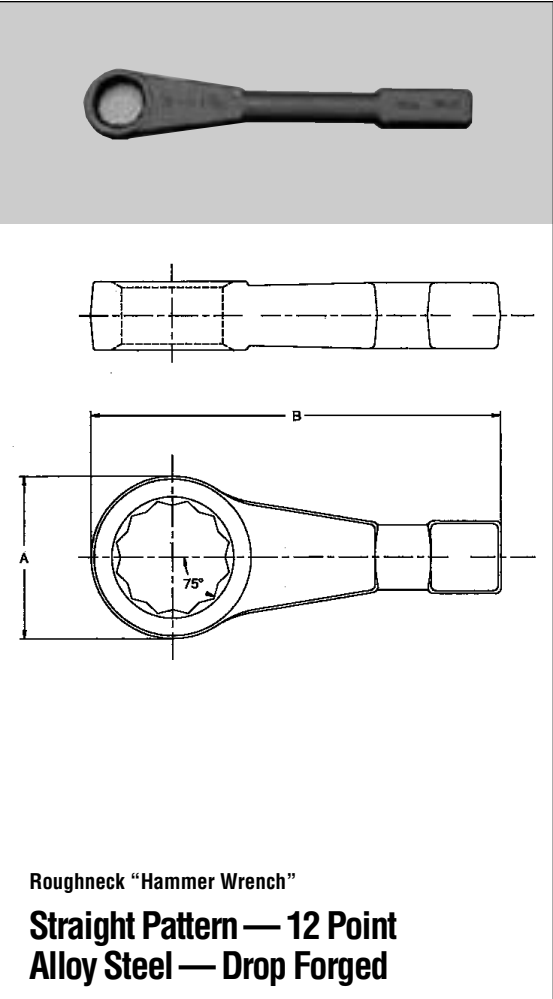
Striking Face 6 Point Box Wrenches 12 Point Box Wrenches



Wrench Opening (Nut Size)	Stud Size	Diameter of Head		Length	Wt. Ea. Lbs.	Industrial Black	Std. Pkg. Qty.	Wrench Opening (Nut Size)
		A	B			Part No.		
1 ¹ / ₁₆	5/8	1 ²⁵ / ₃₂	9 ⁷ / ₈	1.9		RN7063	1	1 ¹ / ₁₆
1 ¹ / ₄	3/4	2	10 ¹ / ₄	2.1		RN7075	1	1 ¹ / ₄
1 ¹ / ₂	7/8	2 ¹ / ₁₆	10 ³ / ₈	2.6		RN7088	1	1 ¹ / ₂
1 ³ / ₈	1	2 ³ / ₁₆	11	2.9		RN7100	1	1 ³ / ₈
1 ¹ / ₂	1 ¹ / ₈	2 ¹ / ₈	11 ¹ / ₈	3.5		RN7113	1	1 ¹ / ₂
2	1 ¹ / ₄	3 ¹ / ₁₆	11 ¹ / ₂	4.0		RN7125	1	2
2 ¹ / ₁₆	1 ¹ / ₈	3 ¹ / ₁₆	12	5.2		RN7138	1	2 ¹ / ₁₆
2 ¹ / ₈	1 ¹ / ₂	3 ¹ / ₈	12 ¹ / ₂	6.0		RN7150	1	2 ¹ / ₈
2 ¹ / ₄	1 ³ / ₈	3 ³ / ₁₆	12 ³ / ₈	6.6		RN7163	1	2 ¹ / ₄
2 ³ / ₈	1 ¹ / ₂	4 ¹ / ₁₆	13 ¹ / ₈	7.5		RN7175	1	2 ³ / ₈
2 ¹ / ₂	1 ³ / ₈	4 ³ / ₁₆	13 ³ / ₈	7.9		RN7188	1	2 ¹ / ₂
3 ¹ / ₈	2	4 ³ / ₁₆	13 ³ / ₈	9.4		RN7200	1	3 ¹ / ₈
3 ¹ / ₄	2 ¹ / ₄	4 ³ / ₈	14 ¹ / ₄	10.5		RN7225	1	3 ¹ / ₄
3 ³ / ₈	2 ¹ / ₂	5 ³ / ₁₆	14 ¹ / ₂	13.3		RN7250	1	3 ³ / ₈


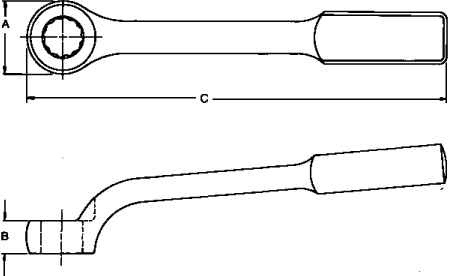


Wrench Opening (Nut Size)	Stud Size	Diameter of Head		Length	Wt. Ea. Lbs.	Industrial Black	Std. Pkg. Qty.	Wrench Opening (Nut Size)
		A	B			Part No.		
1 ¹ / ₁₆	5/8	1 ²⁵ / ₃₂	9 ⁷ / ₈	1.9		1807	1	1 ¹ / ₁₆
1 ¹ / ₄	3/4	2	10 ¹ / ₄	2.1		1808B	1	1 ¹ / ₄
1 ¹ / ₂	7/8	2	10 ³ / ₈	2.1		1808	1	1 ¹ / ₂
1 ³ / ₈	1	2	10 ¹ / ₂	2.1		1808A	1	1 ³ / ₈
1 ¹ / ₂	1 ¹ / ₈	2 ¹ / ₁₆	10 ³ / ₈	2.6		1809B	1	1 ¹ / ₂
1 ¹ / ₄	3/4	2 ¹ / ₁₆	10 ³ / ₈	2.6		1809	1	1 ¹ / ₄
1 ¹ / ₂	7/8	2 ¹ / ₁₆	10 ³ / ₈	2.6		1809A	1	1 ¹ / ₂
1 ³ / ₈	1	2 ³ / ₁₆	11	2.9		1810	1	1 ³ / ₈
1 ¹ / ₂	1	2 ³ / ₁₆	11	2.9		1810A	1	1 ¹ / ₂
1 ¹ / ₄	1 ¹ / ₈	2 ¹ / ₈	11 ¹ / ₈	3.5		1811B	1	1 ¹ / ₄
1 ¹ / ₂	1 ¹ / ₈	2 ¹ / ₈	11 ¹ / ₈	3.5		1811	1	1 ¹ / ₂
1 ³ / ₈	1 ¹ / ₈	2 ¹ / ₈	11 ¹ / ₈	3.5		1811A	1	1 ³ / ₈
2	1 ¹ / ₄	3 ¹ / ₁₆	11 ¹ / ₂	4.0		1812	1	2
2 ¹ / ₁₆	1 ¹ / ₄	3 ¹ / ₁₆	11 ¹ / ₂	4.0		1812B	1	2 ¹ / ₁₆
2 ¹ / ₈	1 ¹ / ₄	3 ¹ / ₁₆	12	5.2		1813B	1	2 ¹ / ₈
2 ¹ / ₄	1 ³ / ₈	3 ¹ / ₈	12	5.2		1813	1	2 ¹ / ₄
2 ³ / ₈	1 ¹ / ₂	3 ¹ / ₈	12 ¹ / ₈	6.0		1813A	1	2 ³ / ₈
2 ¹ / ₂	1 ¹ / ₂	3 ¹ / ₈	12 ¹ / ₈	6.0		1814	1	2 ¹ / ₂
2 ¹ / ₄	1 ³ / ₈	3 ³ / ₁₆	12 ³ / ₈	6.6		1815	1	2 ¹ / ₄
2 ³ / ₈	1 ¹ / ₂	3 ³ / ₁₆	12 ³ / ₈	6.6		1815A	1	2 ³ / ₈
2 ¹ / ₂	1 ³ / ₈	4 ¹ / ₁₆	13 ³ / ₈	7.5		1816	1	2 ¹ / ₂
2 ³ / ₈	1 ¹ / ₂	4 ¹ / ₁₆	13 ³ / ₈	7.9		1816B	1	2 ³ / ₈
3	2	4 ³ / ₁₆	13 ³ / ₈	9.4		1817A	1	3
3 ¹ / ₈	2	4 ³ / ₁₆	13 ³ / ₈	9.4		1817	1	3 ¹ / ₈
3 ¹ / ₄	2 ¹ / ₄	4 ³ / ₈	14 ¹ / ₄	10.5		1818A	1	3 ¹ / ₄
3 ³ / ₈	2 ¹ / ₄	4 ³ / ₈	14 ¹ / ₄	10.5		1818	1	3 ³ / ₈
3 ¹ / ₂	2 ¹ / ₂	5 ²⁵ / ₃₂	14 ¹ / ₂	13.3		1819B	1	3 ¹ / ₂
3 ³ / ₈	2 ¹ / ₂	5 ²⁵ / ₃₂	14 ¹ / ₂	13.3		1819	1	3 ³ / ₈
4 ¹ / ₈	2 ³ / ₈	6 ¹ / ₂	16	20.8		1820B	1	4 ¹ / ₈
4 ¹ / ₄	2 ³ / ₈	6 ¹ / ₂	16	18		1820	1	4 ¹ / ₄
4 ¹ / ₂	3	7	17	26		1821B	1	4 ¹ / ₂
4 ³ / ₈	3	7	17	25.2		1821	1	4 ³ / ₈



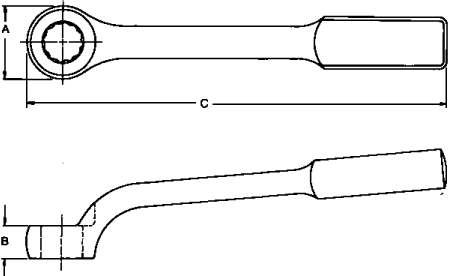


Striking Face Box Wrenches

	Wrench Opening	Diameter of Head	Thickness of Head	Length	Wt. Ea. Lbs.	Industrial Black	Std. Pkg. Qty.	Wrench Opening
		A	B			Part No.		
	1 ¹ / ₁₆	1 ¹ / ₁₆	1 ³ / ₁₆	10 ¹ / ₂	2.3	8807	1	1 ¹ / ₁₆
	1 ¹ / ₈	1 ¹ / ₁₆	1 ³ / ₁₆	10 ¹ / ₂	2.3	8807A	1	1 ¹ / ₈
	1 ¹ / ₄	2	7 ¹ / ₈	11	3.1	8808	1	1 ¹ / ₄
	1 ¹ / ₂	2	7 ¹ / ₈	11	3.0	8808A	1	1 ¹ / ₂
	1 ³ / ₈	2 ³ / ₁₆	1	11 ¹ / ₂	3.8	8809B	1	1 ³ / ₈
	1 ⁷ / ₁₆	2 ¹ / ₁₆	1	11 ¹ / ₂	3.8	8809	1	1 ⁷ / ₁₆
	1 ¹ / ₂	2 ³ / ₁₆	1	11 ¹ / ₂	3.8	8809A	1	1 ¹ / ₂
	1 ⁵ / ₈	2 ¹ / ₂	1 ¹ / ₁₆	12	4.7	8810	1	1 ⁵ / ₈
	1 ⁹ / ₁₆	2 ¹ / ₂	1 ¹ / ₁₆	12	4.7	8810A	1	1 ⁹ / ₁₆
	1 ³ / ₄	2 ¹ / ₈	1 ¹ / ₈	12 ¹ / ₂	5.9	8811B	1	1 ³ / ₄
	1 ¹³ / ₁₆	2 ¹ / ₄	1 ¹ / ₈	12 ¹ / ₂	5.9	8811	1	1 ¹³ / ₁₆
	1 ¹ / ₂	2 ¹ / ₈	1 ¹ / ₈	12 ¹ / ₂	5.8	8811A	1	1 ¹ / ₂
	1 ¹ / ₁₆	3	1 ¹ / ₄	13	6.3	8812A	1	1 ¹ / ₁₆
	2	3	1 ¹ / ₄	13	6.3	8812	1	2
	2 ¹ / ₈	3 ³ / ₈	1 ³ / ₈	13 ¹ / ₂	7.7	8813B	1	2 ¹ / ₈
	2 ¹ / ₁₆	3 ³ / ₈	1 ³ / ₈	13 ¹ / ₂	7.7	8813	1	2 ¹ / ₁₆
	2 ¹ / ₄	3 ³ / ₈	1 ³ / ₈	13 ¹ / ₂	7.6	8813A	1	2 ¹ / ₄
	2 ³ / ₁₆	3 ²³ / ₃₂	1 ¹ / ₂	14	8.8	8814A	1	2 ³ / ₁₆
	2 ³ / ₈	3 ²³ / ₃₂	1 ¹ / ₂	14	8.6	8814	1	2 ³ / ₈
	2 ¹ / ₂	4 ¹ / ₁₆	1 ³ / ₄	15 ¹ / ₄	14.3	8815B	1	2 ¹ / ₂
	2 ⁷ / ₁₆	4 ¹ / ₁₆	1 ³ / ₄	15 ¹ / ₄	14.1	8815	1	2 ⁷ / ₁₆
2 ³ / ₄	4 ¹ / ₁₆	1 ³ / ₄	15 ¹ / ₄	13.9	8815A	1	2 ³ / ₄	
2 ¹ / ₄	4 ¹ / ₁₆	1 ³ / ₄	15 ¹ / ₄	13.6	8816	1	2 ¹ / ₄	
2 ¹ / ₁₆	4 ¹³ / ₁₆	2	16 ¹ / ₂	18.6	8816B	1	2 ¹ / ₁₆	
3	4 ¹ / ₁₆	2	16 ¹ / ₂	18.0	8817	1	3	
3 ¹ / ₈	4 ¹ / ₁₆	2	16 ¹ / ₂	17.7	8817A	1	3 ¹ / ₈	

45° Offset Pattern — 12 Point

**Black Industrial Finish
Drop Forged**

	Wrench Opening	Diameter of Head	Thickness of Head	Length	Wt. Ea. Lbs.	Industrial Black	Std. Pkg. Qty.	Wrench Opening
		A	B			Part No.		
	32 mm	2	7 ¹ / ₈	11	3.1	8832 mm	1	32 mm
	36 mm	2 ¹ / ₁₆	1	11 ¹ / ₂	3.8	8836 mm	1	36 mm
	41 mm	2 ¹ / ₂	1 ¹ / ₁₆	12	4.7	8841 mm	1	41 mm
	46 mm	2 ¹ / ₈	1 ¹ / ₈	12 ¹ / ₂	5.9	8846 mm	1	46 mm
	50 mm	3	1 ¹ / ₄	13	6.3	8850 mm	1	50 mm
	55 mm	3 ³ / ₈	1 ³ / ₈	13 ¹ / ₂	7.7	8855 mm	1	55 mm
	60 mm	3 ²³ / ₃₂	1 ¹ / ₂	14	8.6	8860 mm	1	60 mm
	65 mm	4 ¹ / ₁₆	1 ³ / ₄	15 ¹ / ₄	14.4	8865 mm	1	65 mm
	70 mm	4 ¹ / ₁₆	1 ³ / ₄	15 ¹ / ₄	13.6	8870 mm	1	70 mm
	75 mm	4 ¹ / ₁₆	2	16 ¹ / ₂	18.6	8875 mm	1	75 mm
	80 mm	4 ¹ / ₁₆	2	16 ¹ / ₂	17.7	8880 mm	1	80 mm

45° Offset Pattern — 12 Point

**Black Industrial Finish
Drop Forged**

Hex Key Sets



Hex Key Wrench Sets

	Number	Approx. Wt. Lbs.	Quantity		Number	Approx. Wt. Lbs.	Quantity
	13S	.75	1		11SA	.6	1
Contains 13 keys, short arm series, each in a separate size-marked pocket, inch sizes: .050, 1/16, 1/8, 3/32, 1/4, 5/16, 3/8, 1/2, 5/8, 3/4, 7/8, 1. Kit Bag C691				11 keys, short arm series, inch sizes: .050, 1/16, 1/8, 3/32, 1/4, 5/16, 3/8, 1/2, 5/8, 3/4, 7/8, 1. Kit Bag C691			
	Number	Approx. Wt. Lbs.	Quantity		Number	Approx. Wt. Lbs.	Quantity
	9L	.9	1		9S	.30	1
9 keys, 6" long arm series, inch sizes: 1/64, 1/32, 1/8, 3/32, 1/4, 5/16, 3/8, 1/2, 5/8, 3/4, 7/8, 1. Kit Bag C591				9 keys, short arm series, inch sizes: 1/64, 1/32, 1/8, 3/32, 1/4, 5/16, 3/8, 1/2, 5/8, 3/4, 7/8, 1. Kit Bag C691			
	Number	Approx. Wt. Lbs.	Quantity		Number	Approx. Wt. Lbs.	Quantity
	9SM	.58	1		7S	.25	1
9 metric keys, short arm series, mm sizes: 1.5, 2, 2.5, 3, 4, 5, 6, 8, 10. Kit Bag C691				7 keys, short arm series, inch sizes: 1/64, 1/32, 1/8, 3/32, 1/4, 5/16, 3/8, 1/2, 5/8, 3/4, 7/8, 1. Kit Bag C791			
	Number	Approx. Wt. Lbs.	Quantity		Number	Approx. Wt. Lbs.	Quantity
	11S	1.6	1		7SM	.66	1
11 keys, short arm series, inch sizes: 1/64, 1/32, 1/8, 3/32, 1/4, 5/16, 3/8, 1/2, 5/8, 3/4, 7/8, 1. Kit Bag C591				7 metric keys, short arm series, mm sizes: 2, 2.5, 3, 4, 5, 6, 8. Kit Bag C691			

JackKey Wrench Sets

	Number	Approx. Wt. Lbs.	Quantity		Number	Approx. Wt. Lbs.	Quantity	
	5LK	1.62	1		9LK	1.06	1	
JackKey® Set with 5 long bits in inch sizes: 1/16, 1/32, 1/4, 5/16, 3/8. Bit lengths 3 3/4"-5". Handle length 5 1/4".				JackKey® Set with 9 bits in inch sizes: .050, 1/16, 1/8, 3/32, 1/4, 5/16, 3/8, 1/2, 5/8, 3/4, 7/8, 1. Bit lengths 2"-2 1/2". Handle length 3".				
	Number	Approx. Wt. Lbs.	Quantity		Number	Approx. Wt. Lbs.	Quantity	
	7LKM	.15	1		8SK	.3	1	
Metric JackKey® Set with 7 bits in mm sizes: 1.5, 2, 2.5, 3, 4, 5, 6. Bit lengths 38-50 mm; handle length 100 mm.				JackKey® Set with 8 bits in inch sizes: .050, 1/16, 1/8, 3/32, 1/4, 5/16, 3/8, 1/2, 5/8, 3/4, 7/8, 1. Bit lengths 2"-2 1/2". Handle length 3".				
	Number	Approx. Wt. Lbs.	Quantity		Number	Approx. Wt. Lbs.	Quantity	
	8LK	2.02	1		9SK	1.06	1	
JackKey® Set with 8 long bits in inch sizes: 1/32, 1/64, 1/8, 3/32, 1/4, 5/16, 3/8, 1/2. Bit lengths 5"-5 1/2". Handle length 6 1/4".				JackKey® Set with 9 bits in inch sizes: 1/64, 1/32, 1/8, 3/32, 1/4, 5/16, 3/8, 1/2, 5/8, 3/4, 7/8, 1. Bit lengths 3"-3 1/2". Handle length 4".				
Number	Approx. Wt. Lbs.	Quantity		Number	Approx. Wt. Lbs.	Quantity		
8SC	.34	1		7SCM	.4	1		
Handle Length: 3 1/2". Contains 8 bits in inch sizes: .050, 1/16, 1/8, 3/32, 1/4, 5/16, 3/8, 1/2.			Handle Length: 3 1/2". Contains 7 bits in metric sizes: 1.5, 2, 2.5, 3, 4, 5, 6.					
Number	Approx. Wt. Lbs.	Quantity	Number	Approx. Wt. Lbs.	Quantity	Number	Approx. Wt. Lbs.	Quantity
9SC	.34	1	9SAC	.6	1	7SCT	.34	1
Handle Length: 3 1/2". Contains 9 bits in inch sizes: .050, 1/16, 1/8, 3/32, 1/4, 5/16, 3/8, 1/2, 5/8, 3/4, 7/8, 1.			Handle Length: 4 1/4". Contains 9 bits in inch sizes: 1/64, 1/32, 1/8, 3/32, 1/4, 5/16, 3/8, 1/2, 5/8, 3/4, 7/8, 1.			Handle Length: 4 1/4". Contains 7 TORX® bits: T-10, T-15, T-20, T-25, T-27, T-30, T-40.		



Offset Socket Wrenches

Forged from High Grade Carbon Steel

Special Bends, Lengths Available as Made-to-Order

Square Opening 4-Point								
Wrench Opening	Handle Offset in Clear from Face of Wrench	Diameter of Head	Length	Wt. Ea. Lbs.	Part No.	Std. Pkg. Qty.	Wrench Opening	C
								A
1/4	13/16	1/2	3 3/8	.07	261J	6	1/4	
5/16	1	5/8	3 3/4	.12	262H	6	5/16	
3/8	1 1/8	7/16	4 1/8	.23	263H	6	3/8	
7/16	1 1/2	7/8	5 1/8	.42	265H	6	7/16	
1/2	1 3/4	1	6 1/4	.59	266H	6	1/2	
5/8	1 7/8	1 1/8	6 3/4	.85	267H	6	5/8	
3/4	1 9/8	1 1/4	7 1/2	.94	268H	6	3/4	
7/8	1 5/4	1 1/2	8 3/8	1.2	269H	6	7/8	
1 1/4	3	2	14 1/2	5.3	276H	1	1 1/4	

Hexagon Opening 6-Point								
Wrench Opening	Handle Offset in Clear from Face of Wrench	Diameter of Head	Length	Wt. Ea. Lbs.	Industrial Black Part No.	Std. Pkg. Qty.	Wrench Opening	C
								A
7/16	1 1/8	1 1/16	4 5/8	.21	263D	6	7/16	
1/2	1 1/4	3/4	5 1/8	.33	264A	6	1/2	
5/8	1 7/8	7/8	5 3/4	.46	265D	6	5/8	
3/4	1 9/8	1	6 1/4	.53	266D	6	3/4	
7/8	1 5/4	1 1/8	6 3/4	.79	267D	6	7/8	
1 1/8	2 1/4	1 1/4	8 3/8	1.02	269A	6	1 1/8	
1 1/4	2 3/4	1 1/2	9 3/8	1.7	270S	6	1 1/4	
1 1/2	3 1/4	1 3/4	10	1.8	271A	1	1 1/2	
1 3/4	3 3/4	2	10 3/4	1.9	271D	1	1 3/4	
1 7/8	4 1/4	2 1/4	11 3/8	2.7	273A	1	1 7/8	
2	4 3/4	2 3/4	12 3/8	4.1	275A	1	2	
2 1/4	5 1/4	3 1/4	13 3/8	4.1	275D	1	2 1/4	
2 3/4	5 3/4	3 3/4	14 3/8	5.8	276A	1	2 3/4	

Tee-Handle Socket Wrenches

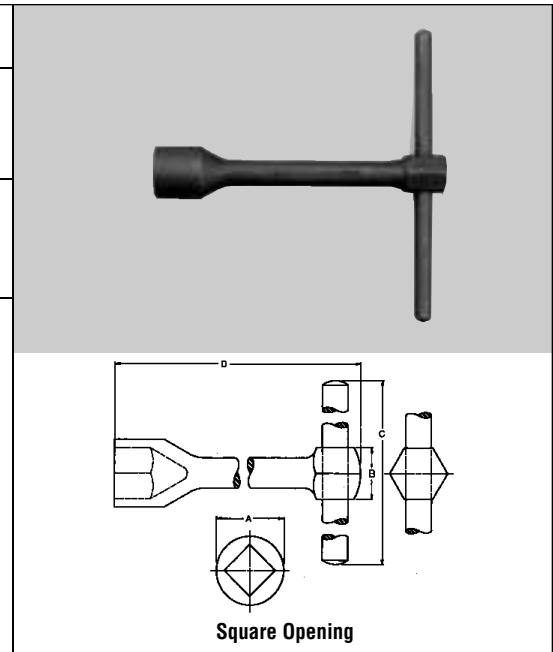


Upset Forged from Carbon Steel

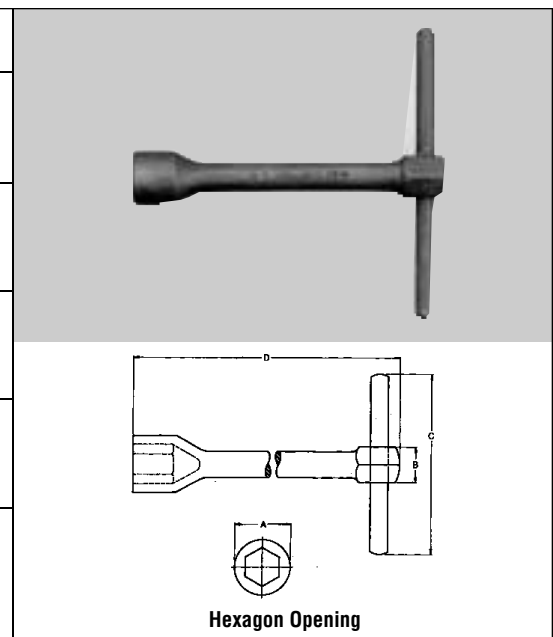
Special Lengths Can Be Ordered in Quantities.

Can Be Used as Tee-Handle or Pin Handle. Can Be Removed, Enabling Use of a Wrench on Hexagon End of Shank.

Square Opening 4-Point								
Wrench Opening	Diameter of Head	Size Hex on Handle End	Length of Pin Handle	Overall Length	Wt. Ea. Lbs.	Industrial Black	Std. Pkg. Qty.	Wrench Opening
	A	B	C	D		Part No.		
3/16	1/2	13/32	4 1/2	4 1/4	.12	961H	6	3/16
1/4	1/2	13/32	4 1/2	4 1/4	.12	961J	6	1/4
5/16	5/8	17/32	4 1/2	4 1/2	.17	962H	6	5/16
3/8	1 1/16	5/8	4 1/2	4 1/4	.29	963H	6	3/8
7/16	7/8	3/4	5 1/2	5 1/4	.57	965H	12	7/16
1/2	1	3/4	6 1/8	6 1/8	.68	966H	12	1/2
9/16	1 1/8	7/8	6 1/8	6 1/2	.94	967H	6	9/16
5/8	1 1/4	7/8	7	7	1.18	968H	6	5/8
3/4	1 3/8	7/8	7	7 3/8	1.20	969H	1	3/4
7/8	1 5/8	1 1/4	8 1/4	8 1/4	2.2	971H	1	7/8



Hexagon Opening 6-Point								
Wrench Opening	Diameter of Head	Size Hex on Handle End	Length of Pin Handle	Overall Length	Wt. Ea. Lbs.	Industrial Black	Std. Pkg. Qty.	Wrench Opening
	A	B	C	D		Part No.		
3/16	1/2	13/32	4 1/2	4 1/4	.12	961A	6	3/16
1/4	1/2	13/32	4 1/2	4 1/4	.17	962D	6	1/4
5/16	5/8	17/32	4 1/2	4 1/2	.28	963D	6	5/16
3/8	1 1/16	5/8	4 1/2	4 1/4	.40	964A	12	3/8
1/2	3/4	1 1/16	5 1/2	5 1/4	.56	965D	12	1/2
9/16	7/8	3/4	6 1/8	6 1/8	.68	966D	12	9/16
5/8	1	3/4	6 1/8	6 1/2	.94	967A	6	5/8
3/4	1 1/8	7/8	6 1/8	6 1/2	.91	967D	6	3/4
7/8	1 3/8	7/8	7	7 3/8	1.24	969A	1	7/8
1 1/16	1 1/2	1 1/16	7 1/8	7 1/8	1.8	970S	1	1 1/16
1	1 1/2	1 1/16	7 1/8	7 1/8	1.9	970D	1	1
1 1/8	1 5/8	1 1/4	8 1/4	8 1/4	2.3	971A	1	1 1/8
1 1/4	1 7/8	1 1/4	8 1/4	8 1/4	2.2	971D	1	1 1/4
1 1/2	2	1 1/4	8 1/4	9	3.0	973A	1	1 1/2
1 5/8	2 1/8	1 1/4	8 1/4	9 1/8	2.9	973B	1	1 5/8
1 3/4	2 1/4	1 1/2	8 1/4	10	3.8	975D	1	1 3/4
2	2 3/8	1 1/2	10 3/8	10 3/8	5.5	976A	1	2





Heavy Duty Pipe Wrenches


Straight Iron Handle					Straight Aluminum Handle					Offset Wrench				
Size	Capacity	Wt. Ea. Lbs.	Part No.	Std. Pkg. Qty.	Size	Capacity	Wt. Ea. Lbs.	Part No.	Std. Pkg. Qty.	Size	Capacity	Wt. Ea. Lbs.	Part No.	Std. Pkg. Qty.
6	¾"	½	PW6	6	—	—	—	—	—	—	—	—	—	—
8	1"	¾	PW8	6	—	—	—	—	—	—	—	—	—	—
10	1½"	1¼	PW10	6	10	1½	1	PWA10	6	10	1½	1¼	[†] PWO10	6
12	2"	2¾	PW12	6	—	—	—	—	—	—	—	—	—	—
14	2"	3½	PW14	6	14	2	2	PWA14	6	14	2	3½	[†] PWO14	6
18	2½"	5¾	PW18	6	18	2½	3½	PWA18	6	18	2½	5¾	[†] PWO18	6
24	3"	9¾	PW24	3	24	3	5¾	PWA24	6	—	—	—	—	—
36	5"	17	PW36	3	36	5	10	PWA36	3	—	—	—	—	—
48	6"	34	PW48	1	48	6	17	PWA48	1	—	—	—	—	—

Iron Handle — Hammer Head				
Size	Capacity	Wt. Ea. Lbs.	Part No.	Std. Pkg. Qty.
10	1½"	1¼	PWH10	6

Pipe Wrench Parts							
Hook Jaw		Heel Jaw & Pin		Flat Spring & Ball		Nut	
Part No.	Size	Part No.	Size	Part No.	Size	Part No.	Size
PW6HJ	6"	PW6HP	6"	PW6SFC	6"	PW6N	6"
PW8HJ	8"	PW8HP	8"	PW8SFC	8"	PW8N	8"
PW10HJ	10"	PW10HP	10"	PW10SFC	10"	PW10N	10"
PW12HJ	12"	PW12HP	12"	PW12SFC	12"	PW12N	12"
PW14HJ	14"	PW14HP	14"	PW14SFC	14"	PW14N	14"
PW18HJ	18"	PW18HP	18"	PW18SFC	18"	PW18N	18"
PW24HJ	24"	PW24HP	24"	PW24SFC	24"	PW24N	24"
PW36HJ	36"	PW36HP	36"	PW36SFC	36"	PW36N	36"
PW48HJ	48"	PW48HP	48"	PW48SFC	48"	PW48N	48"

[†]Limited Supply

Mechanic's Starter Set Industrial



TOOL BOXBX24



M46K

ADJUSTABLE WRENCHES

6"A6

COMBINATION WRENCH SET

1/4"1158	3/16"1167A
5/16"1159	7/16"1167
3/8"1160	Kit BagC110
7/16"1161	Kit BagC55
1/2"1162	19/16"1168
9/16"1163	1"1170
5/8"1164	1 1/16"1171
11/16"1165	1 1/8"1172
3/4"1166	1 1/4"1173

3/8" DRIVE SOCKET SET

1/4"B1208	3/16"B1226
5/16"B1210	7/16"B1228
3/8"B1212	19/16"B1230
7/16"B1214	1"B1232
1/2"B1216	7" Rev. Ratchet.....B52
9/16"B1218	3" Ext.....B103
5/8"B1220	6" Ext.....B105
11/16"B1222	Universal.....B140A
3/4"B1224	Flex Handle.....B40A

HAMMERS

12 oz. Ball Peen.....104G

CHISEL & PUNCH

3/16" Pin Punch.....P6
 1/4" Center Punch.....P38
 1/2" Cold Chisel.....C16

PLIERS & SCREWDRIVERS

8" Combination Slip Joint Pliers.....P208
 6" Diagonal Cutting Pliers.....P206
 6 1/2" Long Chain Nose Side Cutting Pliers.....P506
 6" Square Blade Screwdriver.....SDS6
 6" No. 3 Phillips Screwdriver.....SDP6

M46KM

ADJUSTABLE WRENCHES

6"A6

COMBINATION WRENCH SET

7 mm.....1107MM	16 mm.....1116MM
8 mm.....1108MM	17 mm.....1117MM
9 mm.....1109MM	Kit BagC110
10 mm.....1110MM	Kit BagC55
11 mm.....1111MM	24 mm.....1124MM
12 mm.....1112MM	26 mm.....1126MM
13 mm.....1113MM	28 mm.....1128MM
14 mm.....1114MM	29 mm.....1129MM
15 mm.....1115MM	30 mm.....1130MM

3/8" DRIVE SOCKET SET

8 mm.....BM1208	17 mm.....BM1217
9 mm.....BM1209	18 mm.....BM1218
10 mm.....BM1210	19 mm.....BM1219
11 mm.....BM1211	Adaptor.....BS130
12 mm.....BM1212	7" Rev. Ratchet.....B52
13 mm.....BM1213	3" Ext.....B103
14 mm.....BM1214	6" Ext.....B105
15 mm.....BM1215	Universal.....B140A
16 mm.....BM1216	Flex Handle.....B40A

HAMMERS

12 oz. Ball Peen.....104G

CHISEL & PUNCH


3/16" Pin Punch.....P6
 1/4" Center Punch.....P38
 1/2" Cold Chisel.....C16

PLIERS & SCREWDRIVERS

8" Combination Slip Joint Pliers.....P208
 6" Diagonal Cutting Pliers.....P206
 6 1/2" Long Chain Nose Side Cutting Pliers.....P506
 6" Square Blade Screwdriver.....SDS6
 6" No. 3 Phillips Screwdriver.....SDP6



Mechanic's Set Industrial



TOOL BOX.....BX26



M100K

3/8" DRIVE SOCKET SET		
1/4".....	B1208	13/16".....
3/16".....	B1210	7/8".....
1/2".....	B1212	15/16".....
5/16".....	B1214	1".....
3/4".....	B1216	3" Ext.....
13/16".....	B1218	6" Ext.....
7/8".....	B1220	Flex Handle.....
15/16".....	B1222	Universal Joint.....
1".....	B1224	7" Rev. Ratchet.....
1/2" DRIVE SOCKET SET		
3/8".....	ST1212	1".....
7/16".....	ST1214	1 1/16".....
1/2".....	ST1216	1 1/8".....
9/16".....	ST1218	1 1/4".....
5/8".....	ST1220	1 3/8".....
11/16".....	ST1222	1 1/2".....
3/4".....	ST1224	5" Ext.....
13/16".....	ST1226	10" Ext.....
7/8".....	ST1228	Flex Handle.....
15/16".....	ST1230	Rev. Ratchet.....
COMBINATION WRENCHES		
1/4".....	1158	5/16".....
3/8".....	1159	1".....
1/2".....	1160	1 1/16".....
5/8".....	1161	1 1/8".....
3/4".....	1162	1 1/4".....
7/8".....	1163	Kit Bag.....
15/16".....	1164	
1".....	1165	
1 1/16".....	1166	
1 1/8".....	1167A	
1 1/4".....	1167	
1 1/2".....	1167	
Kit Bag.....	C110	
C-CLAMPS		
0-3.....	CC403	
0-6 1/16".....	CC406	
HAMMERS		
12 oz.....	104G	
1.50 lbs.....	HSB15	
1.25 lbs.....	HPD 1	
CHISEL & PUNCH		
3/16" Pin.....	P6	
3/8" Center.....	P40	
1/2" Cold.....	C16	
3/4" Pin.....	P8	
1" Center.....	P42	
3/4" Cold.....	C24	
1 1/8" Pin.....	P2	
1 1/4" Taper.....	P27	
SCREWDRIVERS & PLIERS		
8" Combo.....	P208	
6" Diagonal.....	P206	
6 1/2" Chain Nose.....	P506	
10" Groove.....	P510	
4" Square Blade.....	SDS4	
6" Square Blade.....	SDS6	
10" Square Blade.....	SDS10	
3" Phillips No. 1.....	SDP3	
4" Phillips No. 2.....	SDP4	
6" Phillips No. 3.....	SDP6	
1 1/2" Stubby No. 2.....	SDP1	
HEX KEY WRENCH SET		
13 pcs. Short Arm Series.....	13S	
ADJUSTABLE & PIPE WRENCHES		
6".....	A6	
10".....	A10	
10".....	PW10	


M100KM

3/8" DRIVE SOCKET SET		
8 mm.....	BM1208	17mm.....
9 mm.....	BM1209	18 mm.....
10 mm.....	BM1210	19 mm.....
11 mm.....	BM1211	Adaptor.....
12 mm.....	BM1212	3" Ext.....
13 mm.....	BM1213	5" Ext.....
14 mm.....	BM1214	Flex Handle.....
15 mm.....	BM1215	Universal Joint.....
16 mm.....	BM1216	7" Rev. Ratchet.....
1/2" DRIVE SOCKET SET		
10 mm.....	STM1210	25 mm.....
11 mm.....	STM1211	26 mm.....
12 mm.....	STM1212	27 mm.....
13 mm.....	STM1213	30 mm.....
14 mm.....	STM1215	32 mm.....
17 mm.....	STM1217	5" Ext.....
19 mm.....	STM1219	10" Ext.....
22 mm.....	STM1222	Flex Handle.....
23 mm.....	STM1223	Rev. Ratchet.....
24 mm.....	STM1224	
COMBINATION WRENCHES		
7 mm.....	1107MM	24 mm.....
8 mm.....	1108MM	26 mm.....
9 mm.....	1109MM	28 mm.....
10 mm.....	1110MM	29 mm.....
11 mm.....	1111MM	30 mm.....
12 mm.....	1112MM	Kit Bag.....
13 mm.....	1113MM	
14 mm.....	1114MM	
15 mm.....	1115MM	
16 mm.....	1116MM	
17 mm.....	1117MM	
Kit Bag.....	C110	
C-CLAMPS		
0-3.....	CC403	
0-6 1/16".....	CC406	
HAMMERS		
12 oz.....	104G	
1.50 lbs.....	HSB15	
1.25 lbs.....	HPD 1	
CHISEL & PUNCH		
3/16" Pin.....	P6	
3/8" Center.....	P40	
1/2" Cold.....	C16	
3/4" Pin.....	P8	
1" Center.....	P42	
3/4" Cold.....	C24	
1 1/8" Pin.....	P2	
1 1/4" Taper.....	P27	
PLIERS & SCREWDRIVERS		
8" Combo.....	P208	
6" Diagonal.....	P206	
6 1/2" Chain Nose.....	P506	
10" Groove.....	P510	
4" Square Blade.....	SDS4	
6" Square Blade.....	SDS6	
10" Square Blade.....	SDS10	
3" Phillips No. 1.....	SDP3	
4" Phillips No. 2.....	SDP4	
6" Phillips No. 3.....	SDP6	
1 1/2" Stubby No. 2.....	SDP1	
HEX KEY WRENCH SET		
13 pcs. Short Arm Series.....	13S	
ADJUSTABLE & PIPE WRENCHES		
6".....	A6	
10".....	A10	
10".....	PW10	


1/4" and 3/8" Drive Master Sets




MB20K	
<p>1/4" DRIVE SOCKET SET M606..... 3/16" 6 pt. Std. Skt. M607..... 1/8" 6 pt. Std. Skt. M608..... 1/4" 6 pt. Std. Skt. M609..... 3/16" 6 pt. Std. Skt. M610..... 5/16" 6 pt. Std. Skt. M611..... 1/2" 6 pt. Std. Skt.</p> <p>3/8" DRIVE SOCKET SET B612..... 3/8" 6 pt. Std. Skt. B614..... 7/16" 6 pt. Std. Skt. B616..... 1/2" 6 pt. Std. Skt. B618..... 5/8" 6 pt. Std. Skt. B620..... 3/4" 6 pt. Std. Skt. B622..... 13/16" 6 pt. Std. Skt. B624..... 7/8" 6 pt. Std. Skt. B626..... 15/16" 6 pt. Std. Skt.</p>	<p>M106..... Spinner Handle</p> <p>B52..... 8" Reversible Ratchet B103..... 3" Extension B105..... 6" Extension BD620P..... 3/8" Spark Plug Skt. BS129..... Adaptor 3/8"F to 1/4"M 98..... METAL BOX</p>



MBM20K		METRIC
<p>1/4" DRIVE SOCKET SET MM605.... 5 mm 6 Pt. Std. Skt. MM606.... 6 mm 6 Pt. Std. Skt. MM607.... 7 mm 6 Pt. Std. Skt. MM608.... 8 mm 6 Pt. Std. Skt. MM609.... 9 mm 6 Pt. Std. Skt. MM610.... 10 mm 6 Pt. Std. Skt.</p> <p>3/8" DRIVE SOCKET SET BM612.... 12 mm 6 Pt. Std. Skt. BM613.... 13 mm 6 Pt. Std. Skt. BM614.... 14 mm 6 Pt. Std. Skt. BM615.... 15 mm 6 Pt. Std. Skt. BM616.... 16 mm 6 Pt. Std. Skt. BM617.... 17 mm 6 Pt. Std. Skt. BM618.... 18 mm 6 Pt. Std. Skt. BM619.... 19 mm 6 Pt. Std. Skt.</p>	<p>M106..... Spinner Handle</p> <p>B52..... 8" Reversible Ratchet B103..... 3" Extension B105..... 6" Extension BD620P..... 3/8" Spark Plug Skt. BS129..... Adaptor 3/8"F to 1/4"M 98..... METAL BOX</p>	



MB28K	
<p>1/4" DRIVE SOCKET SET M608..... 1/4" 6 pt. Std. Skt. M609..... 3/16" 6 pt. Std. Skt. M610..... 5/16" 6 pt. Std. Skt. M611..... 1/2" 6 pt. Std. Skt. M612..... 3/8" 6 pt. Std. Skt.</p> <p>3/8" DRIVE SOCKET SET B614..... 7/16" 6 pt. Std. Skt. B616..... 1/2" 6 pt. Std. Skt. B618..... 5/8" 6 pt. Std. Skt. B620..... 3/4" 6 pt. Std. Skt. B622..... 13/16" 6 pt. Std. Skt. B624..... 7/8" 6 pt. Std. Skt. BM612.... 12 mm 6 Pt. Std. Skt. BM613.... 13 mm 6 Pt. Std. Skt. BM614.... 14 mm 6 Pt. Std. Skt.</p>	<p>MM607.... 7 mm 6 Pt. Std. Skt. MM608.... 8 mm 6 Pt. Std. Skt. MM609.... 9 mm 6 Pt. Std. Skt. MM610.... 10 mm 6 Pt. Std. Skt. MM611.... 11 mm 6 Pt. Std. Skt. M106..... Spinner Handle</p> <p>BM615.... 15 mm 6 Pt. Std. Skt. BM617.... 17 mm 6 Pt. Std. Skt. BM619.... 19 mm 6 Pt. Std. Skt. B52..... 8" Reversible Ratchet B103..... 3" Extension B105..... 6" Extension BD620P.. 3/8" Spark Plug Skt. BS129.... Adaptor 3/8"F to 1/4"M 98..... METAL BOX</p>





1/4" and 3/8" Drive Master Sets



MB68K

1/4" DRIVE SOCKET SET

- M1206..... 3/16" 12 pt. Std. Skt.
- M1207..... 7/32" 12 pt. Std. Skt.
- M1208..... 1/4" 12 pt. Std. Skt.
- M1209..... 9/32" 12 pt. Std. Skt.
- M1210..... 5/16" 12 pt. Std. Skt.
- M1211 11/32" 12 pt. Std. Skt.
- M1212..... 3/8" 12 pt. Std. Skt.
- M1214..... 7/16" 12 pt. Std. Skt.
- M1216..... 1/2" 12 pt. Std. Skt.
- M605..... 5/32" 6 pt. Std. Skt.
- M606..... 3/16" 6 pt. Std. Skt.
- M607..... 7/32" 6 pt. Std. Skt.
- M608..... 1/4" 6 pt. Std. Skt.
- M609..... 9/32" 6 pt. Std. Skt.
- M610..... 5/16" 6 pt. Std. Skt.
- M611 11/32" 6 pt. Std. Skt.
- M612..... 3/8" 6 pt. Std. Skt.
- M614..... 7/16" 6 pt. Std. Skt.

- M616..... 1/2" 6 pt. Std. Skt.
- MD608.... 1/4" 6 pt. Deep Skt.
- MD609.... 9/32" 6 pt. Deep Skt.
- MD610.... 5/16" 6 pt. Deep Skt.
- MD611 11/32" 6 pt. Deep Skt.
- MM604.... 4 mm 6 Pt. Std. Skt.
- MM605.... 5 mm 6 Pt. Std. Skt.
- MM606.... 6 mm 6 Pt. Std. Skt.
- MM607.... 7 mm 6 Pt. Std. Skt.
- MM608.... 8 mm 6 Pt. Std. Skt.
- MM609.... 9 mm 6 Pt. Std. Skt.
- MM610.... 10 mm 6 Pt. Std. Skt.
- MM611 11 mm 6 Pt. Std. Skt.
- MM612.... 12 mm 6 Pt. Std. Skt.
- MM613.... 13 mm 6 Pt. Std. Skt.
- M52..... 1/4" Dr. Quick Release Ratchet
- M103..... 1/4" Dr. 3" Extension

3/8" DRIVE SOCKET SET

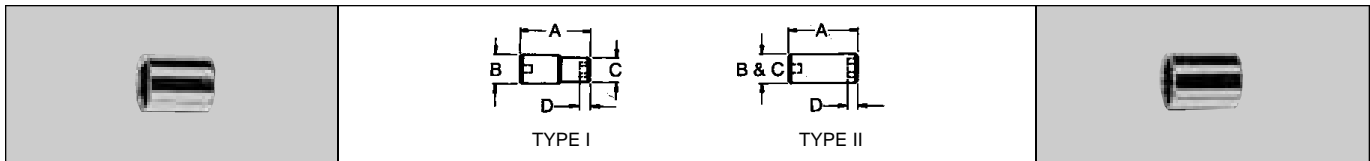
- B1212..... 3/8" 12 pt. Std. Skt.
- B1214..... 7/16" 12 pt. Std. Skt.
- B1216..... 1/2" 12 pt. Std. Skt.
- B1218..... 9/16" 12 pt. Std. Skt.
- B1220..... 5/8" 12 pt. Std. Skt.
- B1222..... 11/16" 12 pt. Std. Skt.
- B1224..... 3/4" 12 pt. Std. Skt.
- B612..... 3/8" 6 pt. Std. Skt.
- B614..... 7/16" 6 pt. Std. Skt.
- B616..... 1/2" 6 pt. Std. Skt.
- B618..... 9/16" 6 pt. Std. Skt.
- B620..... 5/8" 6 pt. Std. Skt.
- B622..... 11/16" 6 pt. Std. Skt.
- B624..... 3/4" 6 pt. Std. Skt.
- B626..... 13/16" 6 pt. Std. Skt.
- BD612.... 3/8" 6 pt. Deep Skt.

- BD614.... 7/16" 6 pt. Deep Skt.
- BD616.... 1/2" 6 pt. Deep Skt.
- BD618.... 9/16" 6 pt. Deep Skt.
- BM609.... 9 mm 6 Pt. Std. Skt.
- BM610.... 10 mm 6 Pt. Std. Skt.
- BM611.... 11 mm 6 Pt. Std. Skt.
- BM612.... 12 mm 6 Pt. Std. Skt.
- BM613.... 13 mm 6 Pt. Std. Skt.
- BM614.... 14 mm 6 Pt. Std. Skt.
- BM615.... 15 mm 6 Pt. Std. Skt.
- BM617.... 17 mm 6 Pt. Std. Skt.
- BM619.... 19 mm 6 Pt. Std. Skt.
- B53..... 3/8" Dr. Quick Release Ratchet
- B103..... 3/8" Dr. Extension
- BD620P.. 3/8" Dr. 3/8" Spark Plug Skt.
- BX100.... MOLDED BOX

1/4" Drive Sockets & Attachments — Chrome



Type	Item	Description	Part No.	Std. Pkg. Qty.
Quick Release Ratchet		Chrome .43 tooth. Head dia. 1" . Length 5 1/2" . Weight .40 lbs.	M52	6
Ratchet Replacement Head		Preassembled Ratchet Replacement Head. Weight .19 lbs.	M52RD	1
Extension Bar		3" Extension Bar. Weight .17 lbs.	M103	6
Spinner		Spinner Handle. Length 6" .	M106	6

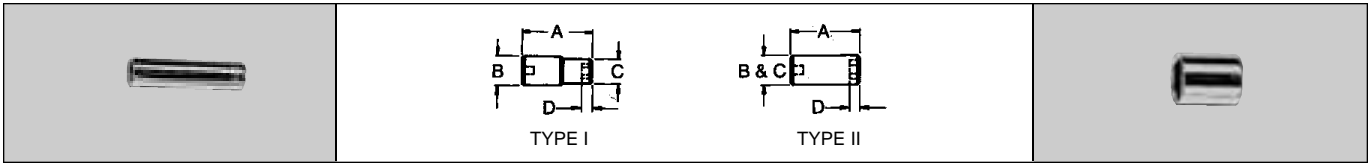


1/4" Square Drive 12 Point Standard Depth									
Opening	Type	Length	Drive End	Opening End	Minimum Depth	Wt. Ea. Lbs.	Chrome	Std. Pkg. Qty.	Opening
		A	B	C	D		Part No.		
3/16	I	13/16	31/64	5/16	7/32	.01	M1206	6	3/16
7/32	I	13/16	31/64	23/64	15/64	.01	M1207	6	7/32
1/4	I	13/16	31/64	25/64	1/4	.01	M1208	6	1/4
9/32	I	13/16	31/64	7/16	19/64	.02	M1209	6	9/32
5/16	II	13/16	31/64	31/64	21/64	.02	M1210	6	5/16
11/32	II	13/16	33/64	33/64	21/64	.03	M1211	6	11/32
3/8	II	13/16	9/16	9/16	5/16	.03	M1212	6	3/8
7/16	II	13/16	5/8	5/8	21/64	.04	M1214	6	7/16
1/2	II	13/16	45/64	45/64	13/32	.04	M1216	6	1/2

1/4" Square Drive 6 Point Standard Depth									
Opening	Type	Length	Drive End	Opening End	Minimum Depth	Wt. Ea. Lbs.	Chrome	Std. Pkg. Qty.	Opening
		A	B	C	D		Part No.		
5/32	I	13/16	31/64	9/32	7/32	.01	M605	6	5/32
3/16	I	13/16	31/64	5/16	7/32	.01	M606	6	3/16
7/32	I	13/16	31/64	23/64	15/64	.01	M607	6	7/32
1/4	I	13/16	31/64	25/64	1/4	.01	M608	6	1/4
9/32	I	13/16	31/64	7/16	19/64	.02	M609	6	9/32
5/16	II	13/16	31/64	31/64	21/64	.02	M610	6	5/16
11/32	II	13/16	33/64	33/64	21/64	.03	M611	6	11/32
3/8	II	13/16	9/16	9/16	5/16	.03	M612	6	3/8
7/16	II	13/16	5/8	5/8	21/64	.04	M614	6	7/16
1/2	II	13/16	45/64	45/64	13/32	.04	M616	6	1/2




1/4" Drive Sockets & Sets — Chrome




1/4" Square Drive 6 Point Deep									
Opening	Type	Length	Drive End	Opening End	Minimum Depth	Wt. Ea. Lbs.	Chrome	Std. Pkg. Qty.	Opening
		A	B	C	D		Part No.		
3/16	I	1 5/64	15/32	5/16	13/64	.05	MD606	6	3/16
7/32	I	1 5/64	15/32	23/64	15/64	.06	MD607	6	7/32
1/4	I	1 5/64	15/32	25/64	11/32	.06	MD608	6	1/4
9/32	I	1 5/64	15/32	7/16	11/32	.06	MD609	6	9/32
5/16	II	1 5/64	15/32	15/32	13/32	.06	MD610	6	5/16
11/32	II	1 5/64	33/64	33/64	35/64	.06	MD611	6	11/32
3/8	II	1 5/64	37/64	37/64	35/64	.09	MD612	6	3/8
7/16	II	1 5/64	5/8	5/8	35/64	.09	MD614	6	7/16
1/2	II	1 5/64	45/64	45/64	35/64	.11	MD616	6	1/2

1/4" Square Drive 6 Point Standard Depth — Metric									
Opening	Type	Length	Drive End	Opening End	Minimum Depth	Wt. Ea. Lbs.	Chrome	Std. Pkg. Qty.	Opening
		A	B	C	D		Part No.		
4 mm	I	21.1 mm	12.1 mm	7.1 mm	5.3 mm	.05	MM604	6	4 mm
5 mm	I	21.1 mm	12.1 mm	8.6 mm	5.1 mm	.05	MM605	6	5 mm
6 mm	I	21.1 mm	12.1 mm	10.2 mm	6.6 mm	.05	MM606	6	6 mm
7 mm	I	21.1 mm	12.1 mm	11.2 mm	7.6 mm	.05	MM607	6	7 mm
8 mm	II	21.1 mm	12.1 mm	12.2 mm	8.4 mm	.05	MM608	6	8 mm
9 mm	II	21.1 mm	14.2 mm	14.2 mm	8.4 mm	.06	MM609	6	9 mm
10 mm	II	21.1 mm	14.9 mm	14.9 mm	8.4 mm	.06	MM610	6	10 mm
11 mm	II	21.1 mm	16.0 mm	16.0 mm	8.4 mm	.06	MM611	6	11 mm
12 mm	II	21.1 mm	17.0 mm	17.0 mm	9.1 mm	.07	MM612	6	12 mm
13 mm	II	21.1 mm	17.8 mm	17.8 mm	10.2 mm	.08	MM613	6	13 mm

M12K	
M606..... 3/16" 6 Pt. Std. Skt. M607..... 7/32" 6 Pt. Std. Skt. M608..... 1/4" 6 Pt. Std. Skt. M609..... 9/32" 6 Pt. Std. Skt. M610..... 5/16" 6 Pt. Std. Skt. M611..... 11/32" 6 Pt. Std. Skt.	M612..... 3/8" 6 Pt. Std. Skt. M614..... 7/16" 6 Pt. Std. Skt. M616..... 1/2" 6 Pt. Std. Skt. M52..... QUICK RELEASE RATCHET M103..... 3" EXTENSION BAR M106..... .6" SPINNER 91..... METAL BOX



M12KM		METRIC
MM604..... 4 mm 6 Pt. Std. Skt. MM605..... 5 mm 6 Pt. Std. Skt. MM606..... 6 mm 6 Pt. Std. Skt. MM607..... 7 mm 6 Pt. Std. Skt. MM608..... 8 mm 6 Pt. Std. Skt. MM609..... 9 mm 6 Pt. Std. Skt.	MM610..... 10 mm 6 Pt. Std. Skt. MM612..... 12 mm 6 Pt. Std. Skt. MM613..... 13 mm 6 Pt. Std. Skt. M52..... QUICK RELEASE RATCHET M103..... 3" EXTENSION BAR M106..... .6" SPINNER 91..... METAL BOX	

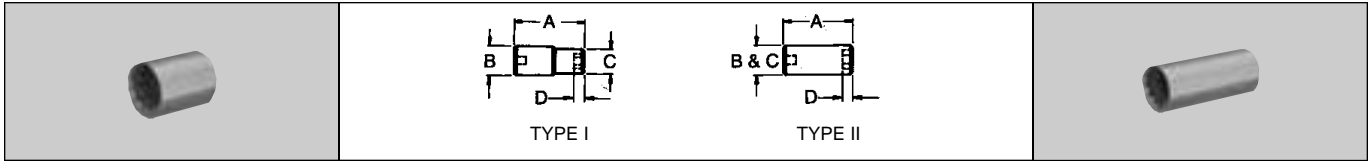
3/8" Drive Attachments Chrome



Type		Description	Part No.	Std. Pkg. Qty.
FLEXIBLE HANDLE		Chrome Knurled Grip. Length 7³/₁₆" . Weight .59 lbs.	B40A	6
REVERSIBLE RATCHET		Chrome. 41 tooth. Head dia. 1¹/₄" . Length 8" . Weight .69 lbs.	B52	6
		Preassembled Ratchet Replacement Head. Weight .19 lbs.	B52RD	1
QUICK RELEASE RATCHET		Chrome. 41 tooth. Head dia. 1¹/₈" . Length 8" . Weight .70 lbs.	B53	6
		Preassembled Ratchet Replacement Head. Weight .19 lbs.	B53RD	1
FLEXIBLE HEAD RATCHET		Flex Head Reversible Ratchet. Chrome. Length 10¹/₂" . .70 lbs.	B54	6
		Preassembled Flexible Ratchet Replacement Head. .19 lbs.	B54RD	1
EXTENSIONS		Chrome. Length 3" . Weight .17 lbs.	B103	6
		Chrome. Length 6" . Weight .20 lbs.	B105	6
		Chrome. Length 10" . Weight .42 lbs.	B112	6
UNIVERSAL JOINT		Chrome. Weight .13 lbs.	B140A	6
ADAPTORS		Chrome. 3/8"F to 1/4"M . Weight .06 lbs.	BS129	6
		Chrome. 3/8"F to 1/2"M . Weight .09 lbs.	BS130	6
SPEEDER		Chrome. Revolving Grip. Length 16" . Weight 1.1 lbs.	B15	6



3/8" Drive Socket Wrenches Chrome

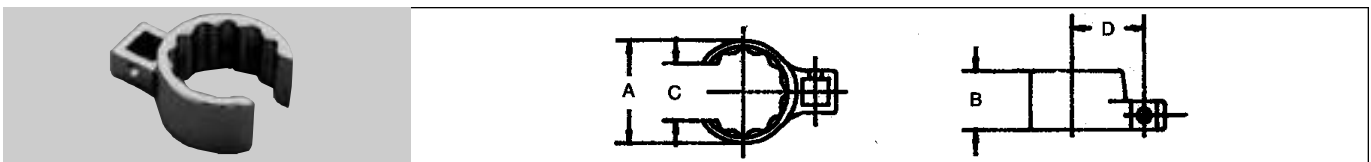


3/8" Square Drive 12 Point Standard Depth

Opening	Type	Length	Drive End	Opening End	Minimum Depth	Wt. Ea. Lbs.	Chrome	Std. Pkg. Qty.	Opening
		A	B	C	D		Part No.		
1/4	I	1 1/8	5/8	2 5/64	1/8	.04	B1208	6	1/4
5/16	I	1 1/8	5/8	1 5/32	3/64	.05	B1210	6	5/16
3/8	I	1 1/8	5/8	3 5/64	5/32	.05	B1212	6	3/8
7/16	II	1 1/8	—	3/8	7/32	.05	B1214	6	7/16
1/2	II	1 1/8	—	2 3/32	1 1/64	.06	B1216	6	1/2
5/16	II	1 1/8	—	2 3/32	2 1/64	.08	B1218	6	5/16
5/8	II	1 1/8	—	7/8	3/8	.10	B1220	6	5/8
1 1/16	II	1 1/8	—	1 5/16	3/8	.12	B1222	6	1 1/16
3/4	II	1 1/8	—	1	7/16	.14	B1224	6	3/4
13/16	II	1 3/16	—	1 1/16	2 3/64	.15	B1226	6	13/16
7/8	II	1 1/4	—	1 1/64	1/2	.18	B1228	6	7/8
1 5/16	II	1 1/16	—	1 1/4	3 5/64	.18	B1230	6	1 5/16
1	II	1 5/8	—	1 5/16	3 5/64	.19	B1232	6	1

3/8" Square Drive 12 Point Deep

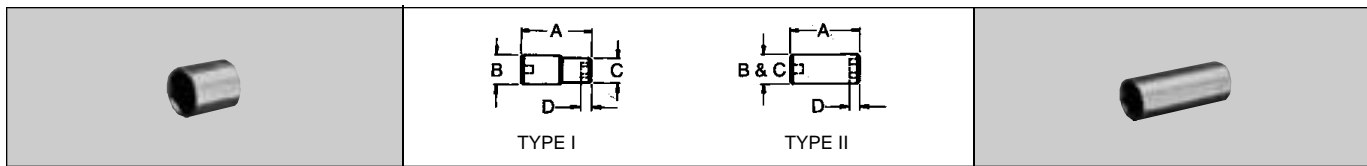
Opening	Type	Length	Drive End	Opening End	Minimum Depth	Wt. Ea. Lbs.	Chrome	Std. Pkg. Qty.	Opening
		A	B	C	D		Part No.		
3/8	I	2 1/32	5/8	3 5/64	5/32	.10	BD1212	6	3/8
7/16	II	2 1/32	—	3/8	7/32	.10	BD1214	6	7/16
1/2	II	2 1/32	—	2 3/32	1 1/64	.15	BD1216	6	1/2
9/16	II	2 1/32	—	2 5/32	2 1/64	.19	BD1218	6	9/16
5/8	II	2 1/32	—	7/8	3/8	.23	BD1220	6	5/8
1 1/16	II	2 1/2	—	5 9/64	3/8	.28	BD1222	6	1 1/16
3/4	II	2 1/2	—	6 3/64	7/16	.26	BD1224	6	3/4
13/16	II	2 29/32	—	1 1/16	2 3/64	.48	BD1226	6	13/16
7/8	II	2 7/8	—	1 1/2	1/2	.39	BD1228	6	7/8



3/8" Drive Crowfoot Wrench — Flare Nut 12 Pt.

Opening	Diameter of Head	Thickness of Head	Width of Slot	Length of Centers	Wt. Ea. Lbs.	Chrome	Industrial Black	Std. Pkg. Qty.	Opening
	A	B	C	D		Part No.	Part No.		
5/8	1 1/16	1 1/16	1 5/32	4 7/64	.06	BC20	BLKBC20	6	5/8
1 1/16	1 1/32	1 1/16	1 7/32	2 5/32	.06	BC22	BLKBC22	6	1 1/16
3/4	1 1/8	2 3/32	9/16	5 3/64	.06	BC24	BLKBC24	6	3/4
13/16	1 1/4	2 3/32	5/8	7/8	.06	BC26	BLKBC26	6	13/16
7/8	1 3/4	3/4	1 1/8	1 5/16	.06	BC28	BLKBC28	6	7/8
1 5/16	1 3/8	3/4	2 3/32	1 9/16	.06	BC30	BLKBC30	6	1 5/16
1	1 7/8	2 5/32	3/4	1 1/4	.13	BC32	BLKBC32	6	1
1 1/16	1 1/2	2 5/32	2 5/32	1 3/4	.13	BC34	BLKBC34	6	1 1/16

3/8" Drive Sockets Wrenches — Chrome

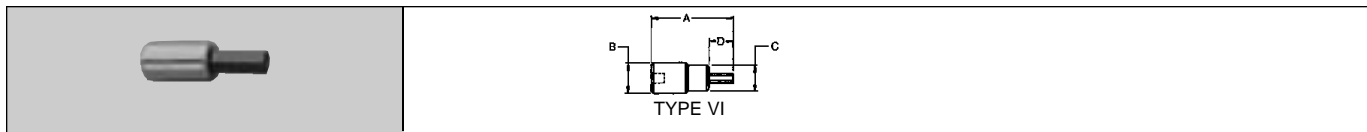


3/8" Square Drive 6 Point Standard Depth

Opening	Type	Length	Drive End	Opening End	Minimum Depth	Wt. Ea. Lbs.	Chrome	Std. Pkg. Qty.	Opening
		A	B	C	D		Part No.		
1/4	I	1 1/8	5/8	25/64	1/8	.04	B608	6	1/4
5/16	I	1 1/8	5/8	15/32	9/64	.04	B610	6	5/16
3/8	I	1 1/8	5/8	35/64	5/32	.05	B612	6	3/8
7/16	II	1 1/8	—	5/8	7/32	.05	B614	6	7/16
1/2	II	1 1/8	—	23/32	11/64	.07	B616	6	1/2
9/16	II	1 1/8	—	25/32	21/64	.08	B618	6	9/16
5/8	II	1 1/8	—	7/8	3/8	.10	B620	6	5/8
11/16	II	1 1/8	—	15/16	3/8	.13	B622	6	11/16
3/4	II	1 1/8	—	1	7/16	.14	B624	6	3/4
13/16	II	1 3/16	—	1 1/16	29/64	.17	B626	6	13/16
7/8	II	1 1/4	—	1 1/4	1/2	.19	B628	6	7/8
15/16	II	1 9/16	—	1 1/4	35/64	.29	B630	6	15/16
1	II	1 7/8	—	1 1/2	35/64	.33	B632	6	1

3/8" Square Drive 6 Point Deep

Opening	Type	Length	Drive End	Opening End	Minimum Depth	Wt. Ea. Lbs.	Chrome	Std. Pkg. Qty.	Opening
		A	B	C	D		Part No.		
3/8	I	2 1/32	5/8	35/64	5/32	.12	BD612	6	3/8
7/16	II	2 1/32	—	5/8	7/32	.12	BD614	6	7/16
1/2	II	2 1/32	—	23/32	17/64	.16	BD616	6	1/2
9/16	I	2 1/4	55/64	13/16	11/32	.25	BD618	6	9/16
5/8	I	2 1/4	59/64	57/64	3/8	.30	BD620	6	5/8
11/16	II	2 1/16	—	81/64	3/8	.32	BD622	6	11/16
3/4	II	2 3/16	—	1 3/64	7/16	.37	BD624	6	3/4
13/16	II	2 29/32	—	1 1/16	29/64	.32	BD626	6	13/16
7/8	II	2 7/8	—	1 5/32	1/2	.39	BD628	6	7/8

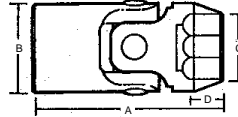



3/8" Drive Hex Type Sockets with Bits

Bit Size	Type	Length	Drive End	Opening End	Bit Length	Wt. Ea. Lbs.	Chrome	Replacement Hex Bits	Std. Pkg. Qty.	Bit Size
		A	B	C	D		Part No.			
1/8	I	2 1/4	5/8	15/32	15/16	.06	BA4	BA4B	6	1/8
3/32	I	2 1/4	5/8	17/32	15/16	.06	BA5	BA5B	6	3/32
3/16	I	2 1/4	5/8	15/32	15/16	.06	BA6	BA6B	6	3/16
7/32	I	2 1/4	5/8	33/64	15/16	.07	BA7	BA7B	6	7/32
1/4	I	2 1/4	5/8	9/16	15/16	.08	BA8	BA8B	6	1/4
5/16	II	2 1/4	—	5/8	15/16	.10	BA10	BA10B	6	5/16
3/8	II	2 1/2	—	11/16	15/16	.13	BA12	BA12B	6	3/8

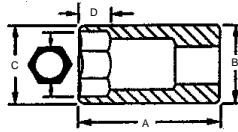



3/8" Drive Socket Wrenches Chrome



3/8" Square Drive 6 Point Flex Socket

Opening	Length	Drive End	Opening End	Minimum Depth	Wt. Ea. Lbs.	Chrome	Std. Pkg. Qty.	Opening
	A	B	C	D		Part No.		
3/8	1 ⁴⁹ / ₆₄	3/4	3 ⁷ / ₆₄	1 ⁵ / ₆₄	.09	BU612	6	3/8
7/16	1 ⁵⁵ / ₆₄	3/4	4 ³ / ₆₄	5/16	.09	BU614	6	7/16
1/2	1 ⁵⁷ / ₆₄	3/4	3/4	2 ³ / ₆₄	.13	BU616	6	1/2
9/16	1 ⁵⁷ / ₆₄	3/4	1 ³ / ₁₆	2 ⁵ / ₆₄	.13	BU618	6	9/16
5/8	1 ¹⁵ / ₆₄	3/4	7/8	7/16	.14	BU620	6	5/8
11/16	1 ³¹ / ₃₂	3/4	3 ¹ / ₃₂	1 ⁵ / ₃₂	.18	BU622	6	11/16
3/4	2 ¹ / ₈	3/4	1 ¹ / ₄	3 ³ / ₆₄	.19	BU624	6	3/4



3/8" Square Drive Spark Plug Sockets — Chrome

Opening	Length	Drive End	Opening End	Minimum Depth	Wt. Ea. Lbs.	Chrome	Std. Pkg. Qty.	Opening
	A	B	C	D		Part No.		
5/8	2 ¹ / ₂	3/4	5 ⁵ / ₆₄	5 ⁵ / ₆₄	.28	BD620P	6	5/8
13/16	2 ³ / ₄	7/8	1 ¹ / ₆₄	5 ⁵ / ₆₄	.35	BD626P	6	13/16

3/8" Drive Sockets & Sets — Chrome



B7K	
<p>BU612..... 3/8" 6 Pt. Flex Skt. BU614..... 7/16" 6 Pt. Flex Skt. BU616..... 1/2" 6 Pt. Flex Skt. BU618..... 5/8" 6 Pt. Flex Skt.</p>	<p>BU620..... 5/8" 6 Pt. Flex Skt. BU622..... 11/16" 6 Pt. Flex Skt. BU624..... 3/4" 6 Pt. Flex Skt. 247..... CLIP RAIL</p>

BA7K	
<p>BA4..... 1/8" Hex Type Skt. 3/8" DR BA5..... 5/32" Hex Type Skt. 3/8" DR BA6..... 3/16" Hex Type Skt. 3/8" DR BA7..... 7/32" Hex Type Skt. 3/8" DR</p>	<p>BA8..... 1/4" Hex Type Skt. 3/8" DR BA10..... 5/16" Hex Type Skt. 3/8" DR BA12..... 3/8" Hex Type Skt. 3/8" DR 97..... METAL BOX</p>

BC8K	
<p>BC20..... 5/8" 12 Pt. Crowfoot BC22..... 11/16" 12 Pt. Crowfoot BC24..... 3/4" 12 Pt. Crowfoot BC26..... 13/16" 12 Pt. Crowfoot BC28..... 7/8" 12 Pt. Crowfoot</p>	<p>BC30..... 15/16" 12 Pt. Crowfoot BC32..... 1" 12 Pt. Crowfoot BC34..... 1 1/16" 12 Pt. Crowfoot 244..... CLIP RAIL</p>

B9K	
<p>BD1212..... 3/8" 12 Pt. Deep Skt. BD1214..... 7/16" 12 Pt. Deep Skt. BD1216..... 1/2" 12 Pt. Deep Skt. BD1218..... 5/8" 12 Pt. Deep Skt. BD1220..... 3/4" 12 Pt. Deep Skt.</p>	<p>BD1222..... 11/16" 12 Pt. Deep Skt. BD1224..... 3/4" 12 Pt. Deep Skt. BD1226..... 13/16" 12 Pt. Deep Skt. BD1228..... 7/8" 12 Pt. Deep Skt. 245..... CLIP RAIL</p>



3/8" Drive Socket Sets Chrome

BD9K											
	<table border="0"> <tr> <td>BD612 3/8" 6 Pt. Deep Skt.</td> <td>BD622 11/16" 6 Pt. Deep Skt.</td> </tr> <tr> <td>BD614..... 7/16" 6 Pt. Deep Skt.</td> <td>BD624..... 3/4" 6 Pt. Deep Skt.</td> </tr> <tr> <td>BD616..... 1/2" 6 Pt. Deep Skt.</td> <td>BD626..... 13/16" 6 Pt. Deep Skt.</td> </tr> <tr> <td>BD618..... 9/16" 6 Pt. Deep Skt.</td> <td>BD628..... 7/8" 6 Pt. Deep Skt.</td> </tr> <tr> <td>BD620..... 5/8" 6 Pt. Deep Skt.</td> <td>245..... CLIP RAIL</td> </tr> </table>	BD612 3/8" 6 Pt. Deep Skt.	BD622 11/16" 6 Pt. Deep Skt.	BD614..... 7/16" 6 Pt. Deep Skt.	BD624..... 3/4" 6 Pt. Deep Skt.	BD616..... 1/2" 6 Pt. Deep Skt.	BD626..... 13/16" 6 Pt. Deep Skt.	BD618..... 9/16" 6 Pt. Deep Skt.	BD628..... 7/8" 6 Pt. Deep Skt.	BD620..... 5/8" 6 Pt. Deep Skt.	245..... CLIP RAIL
BD612 3/8" 6 Pt. Deep Skt.	BD622 11/16" 6 Pt. Deep Skt.										
BD614..... 7/16" 6 Pt. Deep Skt.	BD624..... 3/4" 6 Pt. Deep Skt.										
BD616..... 1/2" 6 Pt. Deep Skt.	BD626..... 13/16" 6 Pt. Deep Skt.										
BD618..... 9/16" 6 Pt. Deep Skt.	BD628..... 7/8" 6 Pt. Deep Skt.										
BD620..... 5/8" 6 Pt. Deep Skt.	245..... CLIP RAIL										

B10K													
	<table border="0"> <tr> <td>B1210..... 5/16" 12 Pt. Std. Skt.</td> <td>B1222..... 11/16" 12 Pt. Std. Skt.</td> </tr> <tr> <td>B1212..... 3/8" 12 Pt. Std. Skt.</td> <td>B1224..... 3/4" 12 Pt. Std. Skt.</td> </tr> <tr> <td>B1214..... 7/16" 12 Pt. Std. Skt.</td> <td>B1226..... 13/16" 12 Pt. Std. Skt.</td> </tr> <tr> <td>B1216..... 1/2" 12 Pt. Std. Skt.</td> <td>B1228..... 7/8" 12 Pt. Std. Skt.</td> </tr> <tr> <td>B1218..... 9/16" 12 Pt. Std. Skt.</td> <td>246..... CLIP RAIL</td> </tr> <tr> <td>B1220..... 5/8" 12 Pt. Std. Skt.</td> <td></td> </tr> </table>	B1210..... 5/16" 12 Pt. Std. Skt.	B1222..... 11/16" 12 Pt. Std. Skt.	B1212..... 3/8" 12 Pt. Std. Skt.	B1224..... 3/4" 12 Pt. Std. Skt.	B1214..... 7/16" 12 Pt. Std. Skt.	B1226..... 13/16" 12 Pt. Std. Skt.	B1216..... 1/2" 12 Pt. Std. Skt.	B1228..... 7/8" 12 Pt. Std. Skt.	B1218..... 9/16" 12 Pt. Std. Skt.	246..... CLIP RAIL	B1220..... 5/8" 12 Pt. Std. Skt.	
B1210..... 5/16" 12 Pt. Std. Skt.	B1222..... 11/16" 12 Pt. Std. Skt.												
B1212..... 3/8" 12 Pt. Std. Skt.	B1224..... 3/4" 12 Pt. Std. Skt.												
B1214..... 7/16" 12 Pt. Std. Skt.	B1226..... 13/16" 12 Pt. Std. Skt.												
B1216..... 1/2" 12 Pt. Std. Skt.	B1228..... 7/8" 12 Pt. Std. Skt.												
B1218..... 9/16" 12 Pt. Std. Skt.	246..... CLIP RAIL												
B1220..... 5/8" 12 Pt. Std. Skt.													


BD10K													
	<table border="0"> <tr> <td>B610..... 5/16" 6 Pt. Std. Skt.</td> <td>B622..... 11/16" 6 Pt. Std. Skt.</td> </tr> <tr> <td>B612..... 3/8" 6 Pt. Std. Skt.</td> <td>B624..... 3/4" 6 Pt. Std. Skt.</td> </tr> <tr> <td>B614..... 7/16" 6 Pt. Std. Skt.</td> <td>B626..... 13/16" 6 Pt. Std. Skt.</td> </tr> <tr> <td>B616..... 1/2" 6 Pt. Std. Skt.</td> <td>B628..... 7/8" 6 Pt. Std. Skt.</td> </tr> <tr> <td>B618..... 9/16" 6 Pt. Std. Skt.</td> <td>246..... CLIP RAIL</td> </tr> <tr> <td>B620..... 5/8" 6 Pt. Std. Skt.</td> <td></td> </tr> </table>	B610..... 5/16" 6 Pt. Std. Skt.	B622..... 11/16" 6 Pt. Std. Skt.	B612..... 3/8" 6 Pt. Std. Skt.	B624..... 3/4" 6 Pt. Std. Skt.	B614..... 7/16" 6 Pt. Std. Skt.	B626..... 13/16" 6 Pt. Std. Skt.	B616..... 1/2" 6 Pt. Std. Skt.	B628..... 7/8" 6 Pt. Std. Skt.	B618..... 9/16" 6 Pt. Std. Skt.	246..... CLIP RAIL	B620..... 5/8" 6 Pt. Std. Skt.	
B610..... 5/16" 6 Pt. Std. Skt.	B622..... 11/16" 6 Pt. Std. Skt.												
B612..... 3/8" 6 Pt. Std. Skt.	B624..... 3/4" 6 Pt. Std. Skt.												
B614..... 7/16" 6 Pt. Std. Skt.	B626..... 13/16" 6 Pt. Std. Skt.												
B616..... 1/2" 6 Pt. Std. Skt.	B628..... 7/8" 6 Pt. Std. Skt.												
B618..... 9/16" 6 Pt. Std. Skt.	246..... CLIP RAIL												
B620..... 5/8" 6 Pt. Std. Skt.													

B11K													
	<table border="0"> <tr> <td>B608..... 1/4" 6 Pt. Std. Skt.</td> <td>B620..... 5/8" 6 Pt. Std. Skt.</td> </tr> <tr> <td>B610..... 5/16" 6 Pt. Std. Skt.</td> <td>B622..... 11/16" 6 Pt. Std. Skt.</td> </tr> <tr> <td>B612..... 3/8" 6 Pt. Std. Skt.</td> <td>B624..... 3/4" 6 Pt. Std. Skt.</td> </tr> <tr> <td>B614..... 7/16" 6 Pt. Std. Skt.</td> <td>B626..... 13/16" 6 Pt. Std. Skt.</td> </tr> <tr> <td>B616..... 1/2" 6 Pt. Std. Skt.</td> <td>B628..... 7/8" 6 Pt. Std. Skt.</td> </tr> <tr> <td>B618..... 9/16" 6 Pt. Std. Skt.</td> <td>249..... CLIP RAIL</td> </tr> </table>	B608..... 1/4" 6 Pt. Std. Skt.	B620..... 5/8" 6 Pt. Std. Skt.	B610..... 5/16" 6 Pt. Std. Skt.	B622..... 11/16" 6 Pt. Std. Skt.	B612..... 3/8" 6 Pt. Std. Skt.	B624..... 3/4" 6 Pt. Std. Skt.	B614..... 7/16" 6 Pt. Std. Skt.	B626..... 13/16" 6 Pt. Std. Skt.	B616..... 1/2" 6 Pt. Std. Skt.	B628..... 7/8" 6 Pt. Std. Skt.	B618..... 9/16" 6 Pt. Std. Skt.	249..... CLIP RAIL
B608..... 1/4" 6 Pt. Std. Skt.	B620..... 5/8" 6 Pt. Std. Skt.												
B610..... 5/16" 6 Pt. Std. Skt.	B622..... 11/16" 6 Pt. Std. Skt.												
B612..... 3/8" 6 Pt. Std. Skt.	B624..... 3/4" 6 Pt. Std. Skt.												
B614..... 7/16" 6 Pt. Std. Skt.	B626..... 13/16" 6 Pt. Std. Skt.												
B616..... 1/2" 6 Pt. Std. Skt.	B628..... 7/8" 6 Pt. Std. Skt.												
B618..... 9/16" 6 Pt. Std. Skt.	249..... CLIP RAIL												


3/8" Drive Sockets & Sets — Chrome




B11KM	
B612..... 3/8" 6 Pt. Std. Skt.	B1224..... 3/4" 12 Pt. Std. Skt.
B614..... 7/16" 6 Pt. Std. Skt.	B1226..... 13/16" 12 Pt. Std. Skt.
B616..... 1/2" 6 Pt. Std. Skt.	B1228..... 7/8" 12 Pt. Std. Skt.
B618..... 9/16" 6 Pt. Std. Skt.	B52..... RATCHET
B1220..... 5/8" 12 Pt. Std. Skt.	B105..... 6" EXTENSION
B1222..... 11/16" 12 Pt. Std. Skt.	93..... METAL BOX



B11RK	
B610..... 5/16" 6 Pt. Std. Skt.	B622..... 11/16" 6 Pt. Std. Skt.
B612..... 3/8" 6 Pt. Std. Skt.	B624..... 3/4" 6 Pt. Std. Skt.
B614..... 7/16" 6 Pt. Std. Skt.	B52..... REVERSIBLE RATCHET
B616..... 1/2" 6 Pt. Std. Skt.	B103..... 3" EXTENSION
B618..... 9/16" 6 Pt. Std. Skt.	BD620P..... 5/8" SPARK PLUG SKT.
B620..... 5/8" 6 Pt. Std. Skt.	92 METAL BOX





B12K	
B1212..... 3/8" 12 Pt. Std. Skt.	B1226..... 13/16" 12 Pt. Std. Skt.
B1214..... 7/16" 12 Pt. Std. Skt.	B1228..... 7/8" 12 Pt. Std. Skt.
B1216..... 1/2" 12 Pt. Std. Skt.	B52..... REVERSIBLE RATCHET
B1218..... 9/16" 12 Pt. Std. Skt.	B103..... 3" EXTENSION
B1220..... 5/8" 12 Pt. Std. Skt.	B105..... 6" EXTENSION
B1222..... 11/16" 12 Pt. Std. Skt.	93 METAL BOX
B1224..... 3/4" 12 Pt. Std. Skt.	






3/8" Drive Socket Sets Chrome

	BD12K	
	<p>B612..... 3/8" 6 Pt. Std. Skt. B614..... 7/16" 6 Pt. Std. Skt. B616..... 1/2" 6 Pt. Std. Skt. B618..... 9/16" 6 Pt. Std. Skt. B620..... 5/8" 6 Pt. Std. Skt. B622..... 11/16" 6 Pt. Std. Skt. B624..... 3/4" 6 Pt. Std. Skt.</p>	<p>B626..... 13/16" 6 Pt. Std. Skt. B628..... 7/8" 6 Pt. Std. Skt. B52..... REVERSIBLE RATCHET B103..... 3" EXTENSION B105..... 6" EXTENSION 93..... METAL BOX</p>

	B19K	
	<p>B612..... 3/8" 6 Pt. Std. Skt. B614..... 7/16" 6 Pt. Std. Skt. B616..... 1/2" 6 Pt. Std. Skt. B618..... 9/16" 6 Pt. Std. Skt. B620..... 5/8" 6 Pt. Std. Skt. B622..... 11/16" 6 Pt. Std. Skt. B624..... 3/4" 6 Pt. Std. Skt. B626..... 13/16" 6 Pt. Std. Skt. B628..... 7/8" 6 Pt. Std. Skt.</p>	<p>BD612 3/8" 6 Pt. Deep Skt. BD614..... 7/16" 6 Pt. Deep Skt. BD616..... 1/2" 6 Pt. Deep Skt. BD618..... 9/16" 6 Pt. Deep Skt. BD622..... 11/16" 6 Pt. Deep Skt. BD624..... 3/4" 6 Pt. Deep Skt. B52..... REVERSIBLE RATCHET B103..... 3" EXTENSION B105..... 6" EXTENSION BD620P..... 5/8" SPARK PLUG SKT. 98..... METAL BOX</p>

	B20K	
	<p>B612..... 3/8" 6 Pt. Std. Skt. B614..... 7/16" 6 Pt. Std. Skt. B616..... 1/2" 6 Pt. Std. Skt. B618..... 9/16" 6 Pt. Std. Skt. B1220..... 5/8" 12 Pt. Std. Skt. B1222..... 11/16" 12 Pt. Std. Skt. B1224..... 3/4" 12 Pt. Std. Skt. B1226..... 13/16" 12 Pt. Std. Skt. B1228..... 7/8" 12 Pt. Std. Skt. BD612..... 3/8" 6 Pt. Deep Skt. BD614..... 7/16" 6 Pt. Deep Skt.</p>	<p>BD616..... 1/2" 6 Pt. Deep Skt. BD618..... 9/16" 6 Pt. Deep Skt. BD620 5/8" 6 Pt. Deep Skt. BD622..... 11/16" 6 Pt. Deep Skt. BD624..... 3/4" 6 Pt. Deep Skt. BD626..... 13/16" 6 Pt. Deep Skt. B52..... RATCHET B105..... 6" EXTENSION B40A..... FLEX HANDLE 94..... METAL BOX</p>


3/8" Drive Socket Sets — Chrome



B22K	
B1212..... 3/8" 12 Pt. Std. Skt.	BD1218 9/16" 12 Pt. Deep Skt.
B1214..... 7/16" 12 Pt. Std. Skt.	BD1220 5/8" 12 Pt. Deep Skt.
B1216..... 1/2" 12 Pt. Std. Skt.	BD1222 11/16" 12 Pt. Deep Skt.
B1218..... 9/16" 12 Pt. Std. Skt.	BD1224 3/4" 12 Pt. Deep Skt.
B1220..... 5/8" 12 Pt. Std. Skt.	BD1226 13/16" 12 Pt. Deep Skt.
B1222..... 11/16" 12 Pt. Std. Skt.	BD1228 7/8" 12 Pt. Deep Skt.
B1224..... 3/4" 12 Pt. Std. Skt.	B52..... REVERSIBLE RATCHET
B1226..... 13/16" 12 Pt. Std. Skt.	B103..... 3" EXTENSION
B1228..... 7/8" 12 Pt. Std. Skt.	B105..... 6" EXTENSION
BD1212 3/8" 12 Pt. Deep Skt.	B140A..... UNIVERSAL JOINT
BD1214..... 7/16" 12 Pt. Deep Skt.	94..... METAL BOX
BD1216 1/2" 12 Pt. Deep Skt.	



BD22K	
B612..... 3/8" 6 Pt. Std. Skt.	BD618..... 9/16" 6 Pt. Deep Skt.
B614..... 7/16" 6 Pt. Std. Skt.	BD620..... 5/8" 6 Pt. Deep Skt.
B616..... 1/2" 6 Pt. Std. Skt.	BD622..... 11/16" 6 Pt. Deep Skt.
B618..... 9/16" 6 Pt. Std. Skt.	BD624..... 3/4" 6 Pt. Deep Skt.
B620..... 5/8" 6 Pt. Std. Skt.	BD626..... 13/16" 6 Pt. Deep Skt.
B622..... 11/16" 6 Pt. Std. Skt.	BD628..... 7/8" 6 Pt. Deep Skt.
B624..... 3/4" 6 Pt. Std. Skt.	B52..... REVERSIBLE RATCHET
B626..... 13/16" 6 Pt. Std. Skt.	B103..... 3" EXTENSION
B628..... 7/8" 6 Pt. Std. Skt.	B105..... 6" EXTENSION
BD612 3/8" 6 Pt. Deep Skt.	B140A..... UNIVERSAL JOINT
BD614..... 7/16" 6 Pt. Deep Skt.	94..... METAL BOX
BD616..... 1/2" 6 Pt. Deep Skt.	

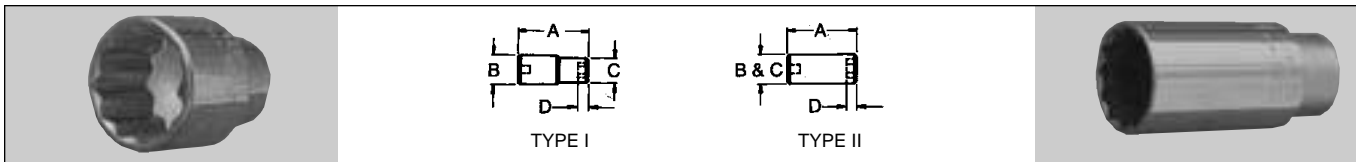


B26K	
B608..... 1/4" 6 Pt. Std. Skt.	BD614..... 7/16" 6 Pt. Deep Skt.
B610..... 5/16" 6 Pt. Std. Skt.	BD616..... 1/2" 6 Pt. Deep Skt.
B612..... 3/8" 6 Pt. Std. Skt.	BD618..... 9/16" 6 Pt. Deep Skt.
B614..... 7/16" 6 Pt. Std. Skt.	BD620..... 5/8" 6 Pt. Deep Skt.
B616..... 1/2" 6 Pt. Std. Skt.	BD622..... 11/16" 6 Pt. Deep Skt.
B618..... 9/16" 6 Pt. Std. Skt.	BD624..... 3/4" 6 Pt. Deep Skt.
B1220..... 5/8" 12 Pt. Std. Skt.	BD626..... 13/16" 6 Pt. Deep Skt.
B1222..... 11/16" 12 Pt. Std. Skt.	B52..... RATCHET
B1224..... 3/4" 12 Pt. Std. Skt.	B103..... 3" EXTENSION
B1226..... 13/16" 12 Pt. Std. Skt.	B105..... 6" EXTENSION
B1228..... 7/8" 12 Pt. Std. Skt.	B40A..... FLEX HANDLE
B1230..... 15/16" 12 Pt. Std. Skt.	B140A..... UNIVERSAL
B1232..... 1" 12 Pt. Std. Skt.	94..... METAL BOX
BD612 3/8" 6 Pt. Deep Skt.	





3/8" Drive Metric Socket Wrenches — Chrome



3/8" Square Drive 12 Point Standard Depth — Metric

Opening	Type	Length	Drive End	Opening End	Minimum Depth	Wt. Ea. Lbs.	Chrome	Std. Pkg. Qty.	Opening
		A	B	C	D		Part No.		
8 mm	I	25.7 mm	17.3 mm	12.2 mm	6.6 mm	.06	BM1208	6	8 mm
9 mm	I	25.4 mm	17.3 mm	14.2 mm	6.9 mm	.06	BM1209	6	9 mm
10 mm	I	25.4 mm	17.3 mm	14.9 mm	7.9 mm	.06	BM1210	6	10 mm
11 mm	I	25.4 mm	17.3 mm	16.5 mm	8.1 mm	.06	BM1211	6	11 mm
12 mm	II	25.4 mm	17.8 mm	17.8 mm	7.9 mm	.06	BM1212	6	12 mm
13 mm	II	25.7 mm	18.8 mm	18.8 mm	7.9 mm	.06	BM1213	6	13 mm
14 mm	II	25.7 mm	20.6 mm	20.6 mm	12.4 mm	.06	BM1214	6	14 mm
15 mm	II	25.7 mm	21.6 mm	21.6 mm	12.4 mm	.13	BM1215	6	15 mm
16 mm	II	28.7 mm	22.1 mm	22.1 mm	14.2 mm	.13	BM1216	6	16 mm
17 mm	II	30.0 mm	24.4 mm	24.4 mm	14.2 mm	.19	BM1217	6	17 mm
18 mm	II	30.0 mm	24.4 mm	24.4 mm	15.7 mm	.19	BM1218	6	18 mm
19 mm	II	30.0 mm	26.2 mm	26.2 mm	17.3 mm	.19	BM1219	6	19 mm

3/8" Square Drive 6 Point Standard Depth — Metric

Opening	Type	Length	Drive End	Opening End	Minimum Depth	Wt. Ea. Lbs.	Chrome	Std. Pkg. Qty.	Opening
		A	B	C	D		Part No.		
6 mm	I	1 1/8	5/8	25/64	5/32	.04	BM606	6	6 mm
7 mm	I	1 1/8	5/8	7/16	5/32	.04	BM607	6	7 mm
8 mm	I	1 1/8	5/8	15/32	13/64	.05	BM608	6	8 mm
9 mm	I	1 1/8	5/8	33/64	7/32	.05	BM609	6	9 mm
10 mm	I	1 1/8	5/8	37/64	15/64	.05	BM610	6	10 mm
11 mm	II	1 1/8	—	5/8	9/32	.05	BM611	6	11 mm
12 mm	II	1 1/8	—	11/16	5/16	.06	BM612	6	12 mm
13 mm	II	1 1/8	—	47/64	5/16	.08	BM613	6	13 mm
14 mm	II	1 1/8	—	49/64	25/64	.08	BM614	6	14 mm
15 mm	II	1 1/8	—	27/32	25/64	.10	BM615	6	15 mm
16 mm	II	1 1/8	—	7/8	13/32	.10	BM616	6	16 mm
17 mm	II	1 1/8	—	59/64	25/64	.13	BM617	6	17 mm
18 mm	II	1 1/8	—	31/32	13/32	.13	BM618	6	18 mm
19 mm	II	1 1/8	—	1	15/32	.15	BM619	6	19 mm

3/8" Square Drive 6 Point Deep — Metric

Opening	Type	Length	Drive End	Opening End	Minimum Depth	Wt. Ea. Lbs.	Chrome	Std. Pkg. Qty.	Opening
		A	B	C	D		Part No.		
8 mm	I	2 7/32	5/8	29/64	3/16	.12	BMD608	6	8 mm
9 mm	I	2 7/32	5/8	1/2	15/64	.10	BMD609	6	9 mm
10 mm	I	2 7/32	5/8	9/16	15/64	.12	BMD610	6	10 mm
11 mm	I	2 7/32	—	5/8	9/32	.12	BMD611	6	11 mm
12 mm	II	2 7/32	—	43/64	5/16	.13	BMD612	6	12 mm
13 mm	II	2 7/32	—	47/64	5/16	.17	BMD613	6	13 mm
14 mm	II	2 7/32	—	49/64	25/64	.21	BMD614	6	14 mm
15 mm	II	2 7/32	—	27/32	25/64	.23	BMD615	6	15 mm
16 mm	II	2 7/32	—	7/8	25/64	.23	BMD616	6	16 mm
17 mm	II	2 1/2	—	59/64	25/64	.31	BMD617	6	17 mm
18 mm	II	2 1/2	—	31/32	13/32	.23	BMD618	6	18 mm
19 mm	II	2 1/2	—	63/64	7/16	.25	BMD619	6	19 mm

3/8" Drive Metric Socket Sets — Chrome



MB11K	
BM610..... 10 mm 6 Pt. Std. Skt.	BM618..... 18 mm 6 Pt. Std. Skt.
BM612..... 12 mm 6 Pt. Std. Skt.	BM619..... 19 mm 6 Pt. Std. Skt.
BM613..... 13 mm 6 Pt. Std. Skt.	B52..... REVERSIBLE RATCHET
BM614..... 14 mm 6 Pt. Std. Skt.	B103..... 3" EXTENSION
BM615..... 15 mm 6 Pt. Std. Skt.	BD620P..... SPARK PLUG SKT.
BM617..... 17 mm 6 Pt. Std. Skt.	92..... METAL BOX

MB12K	
BM1208..... 8 mm 12 Pt. Std. Skt.	BM1215..... 15 mm 12 Pt. Std. Skt.
BM1209..... 9 mm 12 Pt. Std. Skt.	BM1216..... 16 mm 12 Pt. Std. Skt.
BM1210..... 10 mm 12 Pt. Std. Skt.	BM1217..... 17 mm 12 Pt. Std. Skt.
BM1211..... 11 mm 12 Pt. Std. Skt.	BM1218..... 18 mm 12 Pt. Std. Skt.
BM1212..... 12 mm 12 Pt. Std. Skt.	BM1219..... 19 mm 12 Pt. Std. Skt.
BM1213..... 13 mm 12 Pt. Std. Skt.	240..... CLIP RAIL
BM1214..... 14 mm 12 Pt. Std. Skt.	


MB14K		METRIC
BM606..... 6 mm 6 Pt. Std. Skt.	BM614..... 14 mm 6 Pt. Std. Skt.	
BM607..... 7 mm 6 Pt. Std. Skt.	BM615..... 15 mm 6 Pt. Std. Skt.	
BM608..... 8 mm 6 Pt. Std. Skt.	BM616..... 16 mm 6 Pt. Std. Skt.	
BM609..... 9 mm 6 Pt. Std. Skt.	BM617..... 17 mm 6 Pt. Std. Skt.	
BM610..... 10 mm 6 Pt. Std. Skt.	BM618..... 18 mm 6 Pt. Std. Skt.	
BM611..... 11 mm 6 Pt. Std. Skt.	BM619..... 19 mm 6 Pt. Std. Skt.	
BM612..... 12 mm 6 Pt. Std. Skt.	74 METAL TRAY	
BM613..... 13 mm 6 Pt. Std. Skt.		




3/8" Drive Metric Socket Sets—Chrome



MB17K			
BM1208.....	8 mm 12 Pt. Std. Skt.	BM1215.....	15 mm 12 Pt. Std. Skt.
BM1209.....	9 mm 12 Pt. Std. Skt.	BM1216.....	16 mm 12 Pt. Std. Skt.
BM1210.....	10 mm 12 Pt. Std. Skt.	BM1217.....	17 mm 12 Pt. Std. Skt.
BM1211.....	11 mm 12 Pt. Std. Skt.	BM1218.....	18 mm 12 Pt. Std. Skt.
BM1212.....	12 mm 12 Pt. Std. Skt.	BM1219.....	19 mm 12 Pt. Std. Skt.
BM1213.....	13 mm 12 Pt. Std. Skt.	B40A.....	7 ¹³ / ₁₆ " FLEXIBLE HANDLE
BM1214.....	14 mm 12 Pt. Std. Skt.	B52.....	REVERSIBLE RATCHET
		B103.....	3" EXTENSION
		B105.....	6" EXTENSION
		B140A.....	UNIVERSAL JOINT
		94.....	METAL BOX

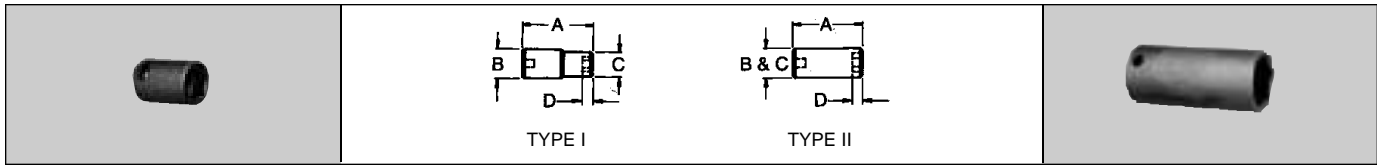


MB19K			
BM610.....	10 mm 6 Pt. Std. Skt.	BMD610.....	10 mm 6 Pt. Deep Skt.
BM612.....	12 mm 6 Pt. Std. Skt.	BMD612.....	12 mm 6 Pt. Deep Skt.
BM613.....	13 mm 6 Pt. Std. Skt.	BMD613.....	13 mm 6 Pt. Deep Skt.
BM614.....	14 mm 6 Pt. Std. Skt.	BMD614.....	14 mm 6 Pt. Deep Skt.
BM615.....	15 mm 6 Pt. Std. Skt.	BMD615.....	15 mm 6 Pt. Deep Skt.
BM617.....	17 mm 6 Pt. Std. Skt.	BMD617.....	17 mm 6 Pt. Deep Skt.
BM618.....	18 mm 6 Pt. Std. Skt.	BMD619.....	19 mm 6 Pt. Deep Skt.
BM619.....	19 mm 6 Pt. Std. Skt.	B52.....	REVERSIBLE RATCHET
		B103.....	3" EXTENSION
		B105.....	6" EXTENSION
		BD620P.....	SPARK PLUG SKT.
		98.....	METAL BOX




MB26K			
BM607.....	7 mm 6 Pt. Std. Skt.	BMD611.....	11 mm 6 Pt. Deep Skt.
BM608.....	8 mm 6 Pt. Std. Skt.	BMD612.....	12 mm 6 Pt. Deep Skt.
BM609.....	9 mm 6 Pt. Std. Skt.	BMD613.....	13 mm 6 Pt. Deep Skt.
BM610.....	10 mm 6 Pt. Std. Skt.	BMD614.....	14 mm 6 Pt. Deep Skt.
BM611.....	11 mm 6 Pt. Std. Skt.	BMD615.....	15 mm 6 Pt. Deep Skt.
BM612.....	12 mm 6 Pt. Std. Skt.	BMD616.....	16 mm 6 Pt. Deep Skt.
BM613.....	13 mm 6 Pt. Std. Skt.	BMD617.....	17 mm 6 Pt. Deep Skt.
BM614.....	14 mm 6 Pt. Std. Skt.	BMD618.....	18 mm 6 Pt. Deep Skt.
BM615.....	15 mm 6 Pt. Std. Skt.	BMD619.....	19 mm 6 Pt. Deep Skt.
BM616.....	16 mm 6 Pt. Std. Skt.	B52.....	RATCHET
BM617.....	17 mm 6 Pt. Std. Skt.	B105.....	6" EXTENSION
BM618.....	18 mm 6 Pt. Std. Skt.	B40A.....	FLEX HANDLE
BM619.....	19 mm 6 Pt. Std. Skt.	94.....	METAL BOX
BMD610.....	10 mm 6 Pt. Deep Skt.		

3/8" Drive Power/Impact




3/8" Square Drive 6 Point Standard Depth									
Opening	Type	Length	Drive End	Opening End	Minimum Depth	Wt. Ea. Lbs.	Industrial Black	Std. Pkg. Qty.	Opening
		A	B	C	D		Part No.		
5/16	I	1 1/16	47/64	1/2	7/64	.07	2610	6	5/16
3/8	I	1 1/16	47/64	19/32	5/32	.07	2612	6	3/8
7/16	I	1 1/16	47/64	3/4	7/32	.08	2614	6	7/16
1/2	II	1 3/32	—	3/4	13/64	.08	2616	6	1/2
5/16	II	1 1/8	—	5/8	1/4	.13	2618	6	5/16
5/8	II	1 1/8	—	59/64	7/32	.15	2620	6	5/8
1 1/16	II	1 1/8	—	63/64	7/16	.16	2622	6	1 1/16


3/8" Square Drive 6 Point Standard Depth — Metric									
Opening	Type	Length	Drive End	Opening End	Minimum Depth	Wt. Ea. Lbs.	Industrial Black	Std. Pkg. Qty.	Opening
		A	B	C	D		Part No.		
10 mm	I	28.0 mm	18.0 mm	15.1 mm	5.0 mm	.05	2M610	6	10 mm
12 mm	II	28.0 mm	18.5 mm	18.5 mm	7.5 mm	.07	2M612	6	12 mm
13 mm	II	30.0 mm	19.6 mm	19.6 mm	9.5 mm	.07	2M613	6	13 mm
14 mm	II	30.0 mm	21.3 mm	21.3 mm	9.5 mm	.08	2M614	6	14 mm
15 mm	II	30.0 mm	22.3 mm	22.3 mm	9.5 mm	.10	2M615	6	15 mm
17 mm	II	30.0 mm	24.5 mm	24.5 mm	9.5 mm	.11	2M617	6	17 mm
18 mm	II	30.0 mm	25.3 mm	25.3 mm	9.5 mm	.12	2M618	6	18 mm
19 mm	II	30.0 mm	27.2 mm	27.2 mm	10.0 mm	.13	2M619	6	19 mm

Item	Description	Wt. Ea. Lbs.	Part No.	Std. Pkg. Qty.	
					 <p>3/8" Attachment</p>

IB6K	
2610..... 5/16" 6 Pt. Skt.	2618..... 5/16" 6 Pt. Skt.
2612..... 3/8" 6 Pt. Skt.	2620..... 5/8" 6 Pt. Skt.
2614..... 7/16" 6 Pt. Skt.	242..... CLIP RAIL
2616..... 1/2" 6 Pt. Skt.	















IMB8K	
2M610 10 mm 6 Pt. Skt.	2M615..... 15 mm 6 Pt. Skt.
2M612..... 12 mm 6 Pt. Skt.	2M617..... 17 mm 6 Pt. Skt.
2M613..... 13 mm 6 Pt. Skt.	2M618..... 18 mm 6 Pt. Skt.
2M614..... 14 mm 6 Pt. Skt.	2M619..... 19 mm 6 Pt. Skt.
	244..... CLIP RAIL

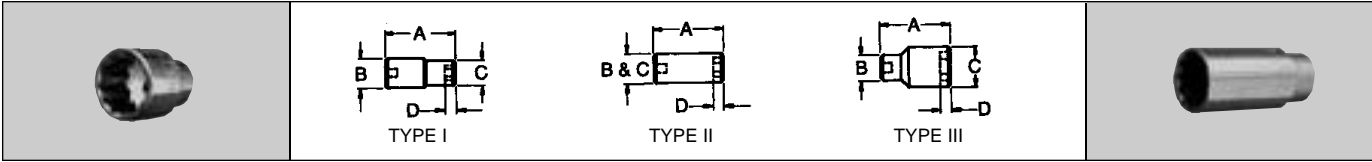




1/2" Drive Attachments Chrome

Type		Description	Part No.	Std. Pkg. Qty.
FLEXIBLE HANDLE		Chrome Knurled Grip. Length 17". Weight 1.65 lb.	SF41	5
REVERSIBLE RATCHET		Chrome .45 tooth. Head diameter 1 1/8". Length 10". Weight 1.44 lb.	SF51	1
REVERSIBLE RATCHET REPAIR KIT		Preassembled Ratchet Replacement Head. Weight .31 lb.	SF51RD	1
QUICK RELEASE RATCHET		Chrome .45 tooth. Head diameter 1 19/32". Length 10". Weight 1.25 lb.	S53	6
QUICK RELEASE RATCHET REPAIR KIT		Preassembled Ratchet Replacement Head. Weight .30 lb.	S53RD	1
EXTENSION		Chrome. Length 2". Weight .21 lb.	S102P	5
EXTENSION		Chrome. Length 5". Weight .37 lb.	S110P	5
EXTENSION		Chrome. Length 10". Weight .66 lb.	S115P	5
UNIVERSAL JOINT		Chrome. Length 2 5/8". Weight .15 lb.	S140	5
ADAPTOR		Chrome. 1/2"F to 3/8"M. Weight .15 lb.	SH129	5
ADAPTOR		Chrome. 1/2"F to 1/4"M. Weight .18 lb.	SH130	5
17 1/4" SPEEDER		Chrome. Revolving Grip. Length 17 1/4". Weight 1.23 lb.	S15	5

1/2" Drive Socket Wrenches



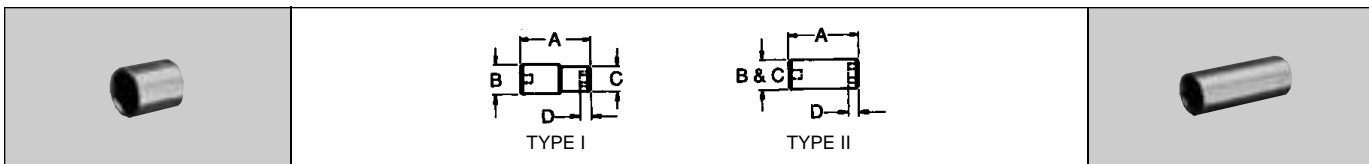
Martin Heavy Duty Chrome Hand Tool Sockets are Manufactured to Extremely Close Tolerances of American Alloy Steel. The 12 Point Broach Opening Provides a Secure Fit for Absolute Tightening and Loosening.

1/2" Square Drive 12 Point Standard Depth									
Opening	Type	Length	Drive End	Opening End	Minimum Depth	Wt. Ea. Lbs.	Chrome	Std. Pkg. Qty.	Opening
		A	B	C	D		Part No.		
3/8	I	1 15/32	1 3/16	3 7/64	5/32	.09	ST1212	5	3/8
7/16	I	1 19/32	1 3/16	4 1/64	7/32	.09	ST1214	5	7/16
1/2	I	1 15/32	1 3/16	2 3/32	1 7/64	.10	ST1216	5	1/2
9/16	II	1 19/32	—	1 3/16	2 3/64	.10	ST1218	5	9/16
5/8	II	1 15/32	—	7/8	1 15/32	.14	ST1220	5	5/8
1 1/16	II	1 19/32	—	3 1/32	1 15/32	.15	ST1222	5	1 1/16
3/4	II	1 19/32	—	1 1/16	1 19/32	.19	ST1224	5	3/4
13/16	II	1 1/16	—	1 1/8	1 1/16	.20	ST1226	5	13/16
7/8	II	1 1/8	—	1 11/64	1/2	.24	ST1228	5	7/8
15/16	II	1 1/8	—	1 1/4	3 5/64	.28	ST1230	5	15/16
1	II	1 11/16	—	1 1/16	3 5/64	.32	ST1232	5	1
1 1/16	III	1 3/4	1 3/32	1 13/32	5/8	.32	ST1234	5	1 1/16
1 1/8	III	1 13/16	1 1/4	1 1/2	2 1/32	.35	ST1236	5	1 1/8
1 3/16	III	1 7/8	1 1/4	1 37/64	2 1/32	.40	ST1238	5	1 3/16
1 1/4	III	1 59/64	1 1/8	1 13/16	3/4	.43	ST1240	5	1 1/4

1/2" Square Drive 12 Point Deep									
Opening	Type	Length	Drive End	Opening End	Minimum Depth	Wt. Ea. Lbs.	Chrome	Std. Pkg. Qty.	Opening
		A	B	C	D		Part No.		
7/16	II	3 3/4	—	1 3/16	2 3/32	.24	SD1214	5	7/16
1/2	I	3 1/16	1 3/16	2 3/32	1 1/64	.24	SD1216	5	1/2
9/16	II	3 1/16	—	1 3/16	2 1/64	.24	SD1218	5	9/16
5/8	II	3 1/16	—	7/8	3/8	.30	SD1220	5	5/8
1 1/16	II	3 1/16	—	3 1/32	3/8	.34	SD1222	5	1 1/16
3/4	II	3 1/16	—	1 3/64	7/16	.35	SD1224	5	3/4
13/16	II	3 1/16	—	1 1/64	2 3/64	.40	SD1226	5	13/16
7/8	II	3 1/16	—	1 11/64	1/2	.43	SD1228	5	7/8
15/16	II	3 1/16	—	1 1/4	3 5/64	.48	SD1230	5	15/16
1	III	3 1/16	1 3/32	1 1/16	3 5/64	.45	SD1232	5	1
1 1/16	III	3 1/16	1 1/4	1 13/32	5/8	.50	SD1234	5	1 1/16
1 1/8	III	3 1/16	1 1/4	1 1/2	2 1/32	.51	SD1236	5	1 1/8
1 1/4	III	3 3/4	1 1/8	1 41/64	3/4	.61	SD1240	5	1 1/4



1/2" Drive Socket Wrenches—Chrome



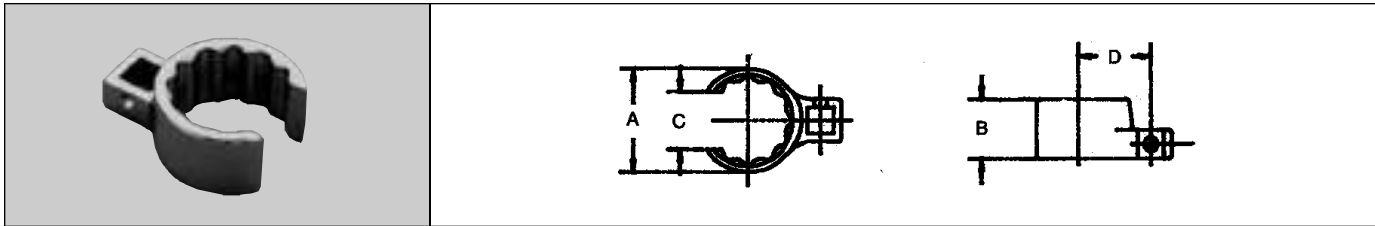
1/2" Square Drive 6 Point Standard Depth

Opening	Type	Length	Drive End	Opening End	Minimum Depth	Wt. Ea. Lbs.	Chrome	Std. Pkg. Qty.	Opening
		A	B	C	D		Part No.		
3/8	I	1 1/2	7/8	37/64	3/16	.11	ST612	5	3/8
7/16	I	1 1/2	55/64	11/16	23/64	.11	ST614	5	7/16
1/2	I	1 1/2	55/64	3/4	13/32	.11	ST616	5	1/2
9/16	I	1 1/2	55/64	13/16	13/32	.13	ST618	5	9/16
5/8	II	1 1/2	7/8	7/8	3/16	.12	ST620	5	5/8
11/16	II	1 1/2	31/32	31/32	3/16	.16	ST622	5	11/16
3/4	II	1 1/2	13/16	13/16	21/32	.19	ST624	5	3/4
13/16	II	1 1/2	13/32	13/32	11/16	.20	ST626	5	13/16
7/8	II	1 1/2	13/16	13/16	3/4	.29	ST628	5	7/8
15/16	II	1 1/2	117/64	117/64	53/64	.31	ST630	5	15/16
1	II	1 39/64	121/64	121/64	53/64	.37	ST632	5	1
1 1/16	II	1 39/64	113/32	113/32	15/16	.52	ST634	5	1 1/16
1 1/8	II	1 5/8	115/32	115/32	63/64	.52	ST636	5	1 1/8
1 1/4	II	1 5/8	117/32	117/32	63/64	.59	ST638	5	1 1/4
1 1/2	II	1 3/4	137/64	137/64	1	.66	ST640	5	1 1/2

1/2" Square Drive 6 Point Deep

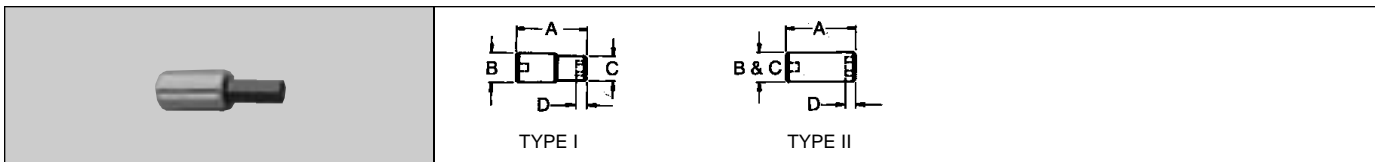
Opening	Type	Length	Drive End	Opening End	Minimum Depth	Wt. Ea. Lbs.	Chrome	Std. Pkg. Qty.	Opening
		A	B	C	D		Part No.		
1/2	I	3 1/8	7/8	49/64	51/64	.34	SD616	5	1/2
9/16	I	3 1/8	7/8	53/64	15/16	.31	SD618	5	9/16
5/8	II	3 1/8	7/8	7/8	13/16	.38	SD620	5	5/8
11/16	II	3 1/8	31/32	31/32	11/32	.41	SD622	5	11/16
3/4	II	3 1/8	1 1/16	1 1/16	117/64	.44	SD624	5	3/4
13/16	II	3 1/8	1 1/8	1 1/8	119/64	.47	SD626	5	13/16
7/8	II	3 1/8	13/16	13/16	119/64	.53	SD628	5	7/8
15/16	II	3 1/8	117/64	117/64	13/8	.56	SD630	5	15/16
1	II	3 1/8	111/32	111/32	13/8	.72	SD632	5	1
1 1/16	II	3 1/8	113/32	113/32	127/64	.78	SD634	5	1 1/16
1 1/8	II	3 1/8	1 1/2	1 1/2	127/64	.84	SD636	5	1 1/8

1/2" Drive Crowfoot Wrench Allen Type Sockets



1/2" Drive Crowfoot Wrench — Flare Nut 12 Pt.

Wrench Opening	Diameter of Head	Thickness of Head	Width of Slot	Length of Centers	Wt. Ea. Lbs.	Chrome	Industrial Black	Std. Pkg. Qty.	Wrench Opening
	A	B	C	D		Part No.	Part No.		
1/8	1/8	3/8	27/32	1 1/32	.19	SC36	BLKSC36	5	1/8
1 1/16	1 1/16	3/8	29/32	1 1/16	.19	SC38	BLKSC38	5	1 1/16
1/4	1 29/32	3/8	1 5/16	1 15/64	.19	SC40	BLKSC40	5	1/4
1 1/16	1 29/32	3/8	3 1/32	1 17/64	.19	SC42	BLKSC42	5	1 1/16
1 3/8	1 19/16	1 5/16	1 1/16	1 1/16	.25	SC44	BLKSC44	5	1 3/8
1 1/16	2	1 5/16	1 1/16	1 11/32	.25	SC46	BLKSC46	5	1 1/16
1 1/2	2 1/16	1 5/16	1 1/8	1 3/8	.25	SC48	BLKSC48	5	1 1/2
1 1/16	2 3/32	1 5/16	1 3/32	1 27/64	.31	SC50	BLKSC50	5	1 1/16
1 5/8	2 1/32	1 5/16	1 1/32	1 29/64	.31	SC52	BLKSC52	5	1 5/8
1 11/16	2 9/16	1	1 1/16	1 33/64	.31	SC54	BLKSC54	5	1 11/16
1 3/4	2 3/8	1	1 1/16	1 35/64	.38	SC56	BLKSC56	5	1 3/4
1 13/16	2 5/32	1	1 11/32	1 19/32	.38	SC58	BLKSC58	5	1 13/16
1 7/8	2 9/16	1 1/16	1 3/8	1 41/64	.44	SC60	BLKSC60	5	1 7/8
1 15/16	2 3/8	1 1/16	1 1/16	1 43/64	.50	SC62	BLKSC62	5	1 15/16
2	2 23/32	1 1/16	1 1/16	1 23/32	.50	SC64	BLKSC64	5	2





1/2" Drive Hex Type Sockets with Bits


Bit Size	Type	Length	Drive End	Bit Size End	Bit Length	Wt. Ea. Lbs.	Chrome	Replacement Hex Bits	Std. Pkg. Qty.	Bit Size
		A	B	C	D		Part No.			
1/4	I	2 1/2	—	1 9/16	1	.18	SA8	SA8B	5	1/4
5/16	I	2 1/2	—	1 9/16	1	.18	SA10	SA10B	5	5/16
3/8	I	2 1/2	—	1 9/16	1	.18	SA12	SA12B	5	3/8
7/16	I	2 1/2	—	1 9/16	1	.18	SA14	SA14B	5	7/16
1/2	II	2 1/2	—	1 1/16	1	.18	SA16	SA16B	5	1/2
9/16	II	2 1/2	—	1 1/16	1	.18	SA18	SA18B	5	9/16
5/8	II	2 1/2	—	1 1/16	1	.19	SA20	SA20B	5	5/8




1/2" Drive Socket Sets Chrome

	S7K	
	SA8..... 1/4" Hex Type Skt. 1/2" Dr. SA10..... 5/16" Hex Type Skt. 1/2" Dr. SA12..... 3/8" Hex Type Skt. 1/2" Dr. SA14..... 7/16" Hex Type Skt. 1/2" Dr.	SA16..... 1/2" Hex Type Skt. 1/2" Dr. SA18..... 5/8" Hex Type Skt. 1/2" Dr. SA20..... 3/4" Hex Type Skt. 1/2" Dr. 250..... CLIP RAIL

	S9K	
	SD616..... 1/2" 6 pt. Deep Skt. SD618..... 5/8" 6 pt. Deep Skt. SD620..... 3/4" 6 pt. Deep Skt. SD622..... 7/8" 6 pt. Deep Skt. SD624..... 1" 6 pt. Deep Skt.	SD626..... 1 1/8" 6 pt. Deep Skt. SD628..... 1 1/4" 6 pt. Deep Skt. SD630..... 1 1/2" 6 pt. Deep Skt. SD632..... 1 3/4" 6 pt. Deep Skt. 256..... CLIP RAIL


	S11K	
	SD1216..... 1/2" 12 pt. Deep Skt. SD1218..... 5/8" 12 pt. Deep Skt. SD1220..... 3/4" 12 pt. Deep Skt. SD1222..... 7/8" 12 pt. Deep Skt. SD1224..... 1" 12 pt. Deep Skt. SD1226..... 1 1/8" 12 pt. Deep Skt.	SD1228..... 1 1/4" 12 pt. Deep Skt. SD1230..... 1 1/2" 12 pt. Deep Skt. SD1232..... 1 3/4" 12 pt. Deep Skt. SD1234..... 1 7/8" 12 pt. Deep Skt. SD1236..... 2" 12 pt. Deep Skt. 254..... CLIP RAIL

	S12K	
	ST1214..... 7/16" 12 pt. Skt. ST1216..... 1/2" 12 pt. Skt. ST1218..... 5/8" 12 pt. Skt. ST1220..... 3/4" 12 pt. Skt. ST1222..... 7/8" 12 pt. Skt. ST1224..... 1" 12 pt. Skt. ST1226..... 1 1/8" 12 pt. Skt.	ST1228..... 1 1/4" 12 pt. Skt. ST1230..... 1 1/2" 12 pt. Skt. ST1232..... 1 3/4" 12 pt. Skt. SF51..... 10" Reversible Ratchet S110P..... 5" Extension 95..... METAL BOX


1/2" Drive Socket Sets Chrome



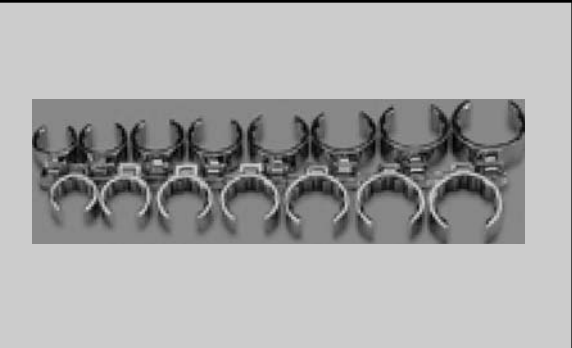
S13K	
ST1214..... 7/16" 12 pt. Skt.	ST1228..... 7/8" 12 pt. Skt.
ST1216..... 1/2" 12 pt. Skt.	ST1230..... 15/16" 12 pt. Skt.
ST1218..... 9/16" 12 pt. Skt.	ST1232..... 1" 12 pt. Skt.
ST1220..... 5/8" 12 pt. Skt.	ST1234..... 1 1/16" 12 pt. Skt.
ST1222..... 11/16" 12 pt. Skt.	ST1236..... 1 1/8" 12 pt. Skt.
ST1224..... 3/4" 12 pt. Skt.	ST1240..... 1 1/4" 12 pt. Skt.
ST1226..... 13/16" 12 pt. Skt.	151..... METAL TRAY



S15K	
ST612..... 3/8" 6 pt. Std. Skt.	ST628..... 7/8" 6 pt. Std. Skt.
ST614..... 7/16" 6 pt. Std. Skt.	ST630..... 15/16" 6 pt. Std. Skt.
ST616..... 1/2" 6 pt. Std. Skt.	ST632..... 1" 6 pt. Std. Skt.
ST618..... 9/16" 6 pt. Std. Skt.	ST634..... 1 1/16" 6 pt. Std. Skt.
ST620..... 5/8" 6 pt. Std. Skt.	ST636..... 1 1/8" 6 pt. Std. Skt.
ST622..... 11/16" 6 pt. Std. Skt.	ST638..... 1 1/4" 6 pt. Std. Skt.
ST624..... 3/4" 6 pt. Std. Skt.	ST640..... 1 1/2" 6 pt. Std. Skt.
ST626..... 13/16" 6 pt. Std. Skt.	258..... CLIP RAIL



SC15K	
SC36..... 1 1/8" 12 pt. Crowfoot	SC52..... 1 3/8" 12 pt. Crowfoot
SC38..... 1 1/16" 12 pt. Crowfoot	SC54..... 1 1/2" 12 pt. Crowfoot
SC40..... 1 1/4" 12 pt. Crowfoot	SC56..... 1 5/8" 12 pt. Crowfoot
SC42..... 1 3/16" 12 pt. Crowfoot	SC58..... 1 3/4" 12 pt. Crowfoot
SC44..... 1 3/8" 12 pt. Crowfoot	SC60..... 1 7/8" 12 pt. Crowfoot
SC46..... 1 7/16" 12 pt. Crowfoot	SC62..... 1 15/16" 12 pt. Crowfoot
SC48..... 1 1/2" 12 pt. Crowfoot	SC64..... 2" 12 pt. Crowfoot
SC50..... 1 5/8" 12 pt. Crowfoot	258..... CLIP RAIL



S16K	
ST1214..... 7/16" 12 pt. Skt.	ST1232..... 1" 12 pt. Skt.
ST1216..... 1/2" 12 pt. Skt.	ST1234..... 1 1/16" 12 pt. Skt.
ST1218..... 9/16" 12 pt. Skt.	ST1236..... 1 1/8" 12 pt. Skt.
ST1220..... 5/8" 12 pt. Skt.	ST1240..... 1 1/4" 12 pt. Skt.
ST1222..... 11/16" 12 pt. Skt.	SF51..... 10" Reversible Ratchet
ST1224..... 3/4" 12 pt. Skt.	S110P..... 5" Extension
ST1226..... 13/16" 12 pt. Skt.	S140..... Universal Joint
ST1228..... 7/8" 12 pt. Skt.	95..... METAL BOX
ST1230..... 15/16" 12 pt. Skt.	





1/2" Drive Socket Sets Chrome

	S17K	
	ST1214..... 7/16" 12 pt. Std. Skt. ST1216..... 1/2" 12 pt. Std. Skt. ST1218..... 9/16" 12 pt. Std. Skt. ST1220..... 5/8" 12 pt. Std. Skt. ST1222..... 11/16" 12 pt. Std. Skt. ST1224..... 3/4" 12 pt. Std. Skt. ST1226..... 13/16" 12 pt. Std. Skt. ST1228..... 7/8" 12 pt. Std. Skt. ST1230..... 15/16" 12 pt. Std. Skt.	ST1232..... 1" 12 pt. Std. Skt. ST1234..... 1 1/16" 12 pt. Std. Skt. ST1236..... 1 1/8" 12 pt. Std. Skt. ST1240..... 1 1/4" 12 pt. Std. Skt. SF41..... 17" Flex Handle SF51..... 10" Ratchet S110P..... 5" Extension S140..... Universal Joint 99..... TOOL BOX

	S18K	
	ST1214..... 7/16" 12 pt. Skt. ST1216..... 1/2" 12 pt. Skt. ST1218..... 9/16" 12 pt. Skt. ST1220..... 5/8" 12 pt. Skt. ST1222..... 11/16" 12 pt. Skt. ST1224..... 3/4" 12 pt. Skt. ST1226..... 13/16" 12 pt. Skt. ST1228..... 7/8" 12 pt. Skt. ST1230..... 15/16" 12 pt. Skt. ST1232..... 1" 12 pt. Skt.	S102P..... 2" Extension S110P..... 5" Extension S115P..... 10" Extension S140..... Universal Joint SF41..... 17" Flexible Handle SF51..... 10" Reversible Ratchet SH129..... 1/2"F to 3/8"M Adaptor SH130..... 1/2"F to 3/4"M Adaptor 95..... TOOL BOX

	S19K	
	ST612..... 3/8" 6 pt. Std. Skt. ST614..... 7/16" 6 pt. Std. Skt. ST616..... 1/2" 6 pt. Std. Skt. ST618..... 9/16" 6 pt. Std. Skt. ST620..... 5/8" 6 pt. Std. Skt. ST622..... 11/16" 6 pt. Std. Skt. ST624..... 3/4" 6 pt. Std. Skt. ST626..... 13/16" 6 pt. Std. Skt. ST628..... 7/8" 6 pt. Std. Skt. ST630..... 15/16" 6 pt. Std. Skt.	ST632..... 1" 6 pt. Std. Skt. ST634..... 1 1/16" 6 pt. Std. Skt. ST636..... 1 1/8" 6 pt. Std. Skt. ST640..... 1 1/4" 6 pt. Std. Skt. SF41..... 17" Flex Handle SF51..... 10" Ratchet S110P..... 5" Extension S115P..... 10" Extension 95..... TOOL BOX

1/2" Drive Socket Sets Chrome



S22K	
ST1212..... 3/8" 12 pt. Std. Skt.	ST1236..... 1 1/8" 12 pt. Std. Skt.
ST1214..... 7/16" 12 pt. Std. Skt.	ST1238..... 1 3/16" 12 pt. Std. Skt.
ST1216..... 1/2" 12 pt. Std. Skt.	ST1240..... 1 1/4" 12 pt. Std. Skt.
ST1218..... 9/16" 12 pt. Std. Skt.	SF41..... 17" Flex Handle
ST1220..... 5/8" 12 pt. Std. Skt.	SF51..... 10" Ratchet
ST1222..... 1 1/16" 12 pt. Std. Skt.	S102P..... 2" Extension
ST1224..... 3/4" 12 pt. Std. Skt.	S110P..... 5" Extension
ST1226..... 13/16" 12 pt. Std. Skt.	S115P..... 10" Extension
ST1228..... 7/8" 12 pt. Std. Skt.	S140..... Universal Joint
ST1230..... 15/16" 12 pt. Std. Skt.	S15..... Drive Speeder
ST1232..... 1" 12 pt. Std. Skt.	258..... CLIP RAIL
ST1234..... 1 1/16" 12 pt. Skt.	99..... TOOL BOX



S24K	
ST1214..... 7/16" 12 pt. Skt.	SD1216..... 1/2" 12 pt. Deep Skt.
ST1216..... 1/2" 12 pt. Skt.	SD1218..... 9/16" 12 pt. Deep Skt.
ST1218..... 9/16" 12 pt. Skt.	SD1220..... 5/8" 12 pt. Deep Skt.
ST1220..... 5/8" 12 pt. Skt.	SD1222..... 1 1/16" 12 pt. Deep Skt.
ST1222..... 1 1/16" 12 pt. Skt.	SD1224..... 3/4" 12 pt. Deep Skt.
ST1224..... 3/4" 12 pt. Skt.	SD1226..... 13/16" 12 pt. Deep Skt.
ST1226..... 13/16" 12 pt. Skt.	SD1228..... 7/8" 12 pt. Deep Skt.
ST1228..... 7/8" 12 pt. Skt.	SD1230..... 15/16" 12 pt. Deep Skt.
ST1230..... 15/16" 12 pt. Skt.	SF41..... 17" Flexible Handle
ST1232..... 1" 12 pt. Skt.	SF51..... 10" Reversible Ratchet
ST1234..... 1 1/16" 12 pt. Skt.	S115P..... 10" Extension
ST1236..... 1 1/8" 12 pt. Skt.	BX21..... TOOL BOX
ST1240..... 1 1/4" 12 pt. Skt.	

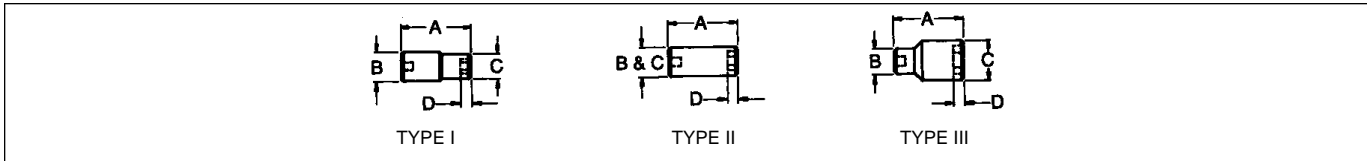


S36K		32 PIECES	
ST1212..... 3/8" 12 pt. Std. Skt.	SD1216..... 1/2" 12 pt. Deep Skt.		
ST1214..... 7/16" 12 pt. Std. Skt.	SD1218..... 9/16" 12 pt. Deep Skt.		
ST1216..... 1/2" 12 pt. Std. Skt.	SD1220..... 5/8" 12 pt. Deep Skt.		
ST1218..... 9/16" 12 pt. Std. Skt.	SD1222..... 1 1/16" 12 pt. Deep Skt.		
ST1220..... 5/8" 12 pt. Std. Skt.	SD1224..... 3/4" 12 pt. Deep Skt.		
ST1222..... 1 1/16" 12 pt. Std. Skt.	SD1226..... 13/16" 12 pt. Deep Skt.		
ST1224..... 3/4" 12 pt. Std. Skt.	SD1228..... 7/8" 12 pt. Deep Skt.		
ST1226..... 13/16" 12 pt. Std. Skt.	SD1230..... 15/16" 12 pt. Deep Skt.		
ST1228..... 7/8" 12 pt. Std. Skt.	SD1232..... 1" 12 pt. Deep Skt.		
ST1230..... 15/16" 12 pt. Std. Skt.	SD1234..... 1 1/16" 12 pt. Deep Skt.		
ST1232..... 1" 12 pt. Std. Skt.	SD1236..... 1 1/8" 12 pt. Deep Skt.		
ST1234..... 1 1/16" 12 pt. Std. Skt.	S15..... 17 1/2" Speed Handle		
ST1236..... 1 1/8" 12 pt. Std. Skt.	S110P..... 5" Extension		
ST1240..... 1 1/4" 12 pt. Std. Skt.	S115P..... 10" Extension		
	S140..... Universal Joint		
	SF41..... 17" Flex Handle		
	SF51..... 10" Reversible Ratchet		
	SH130..... 1/2" F x 3/4" M Adaptor		
	BX21..... TOOL BOX		





1/2" Drive Metric Socket Wrenches —



1/2" Square Drive 12 Point Standard Depth — Metric

Opening	Type	Length	Drive End	Opening End	Minimum Depth	Wt. Ea. Lbs.	Chrome	Std. Pkg. Qty.	Opening
		A	B	C	D		Part No.		
9 mm	I	1 ¹⁵ / ₃₂	1 ³ / ₁₆	3 ³ / ₆₄	7 ¹ / ₂	.09	STM1209	5	9 mm
10 mm	I	1 ¹⁵ / ₃₂	1 ³ / ₁₆	3 ⁷ / ₆₄	1 ⁵ / ₆₄	.09	STM1210	5	10 mm
11 mm	I	1 ¹⁵ / ₃₂	1 ³ / ₁₆	4 ¹ / ₆₄	9 ¹ / ₃₂	.09	STM1211	5	11 mm
12 mm	I	1 ¹⁵ / ₃₂	1 ³ / ₁₆	1 ¹ / ₄	5 ¹ / ₁₆	.10	STM1212	5	12 mm
13 mm	I	1 ¹⁵ / ₃₂	1 ³ / ₁₆	4 ¹ / ₆₄	5 ¹ / ₁₆	.10	STM1213	5	13 mm
14 mm	II	1 ¹⁵ / ₃₂	—	1 ³ / ₁₆	1 ¹ / ₂	.12	STM1214	5	14 mm
15 mm	II	1 ¹⁵ / ₃₂	—	5 ⁵ / ₆₄	1 ¹ / ₃₂	.13	STM1215	5	15 mm
16 mm	II	1 ¹⁵ / ₃₂	—	7 ¹ / ₈	3 ¹ / ₈	.13	STM1216	5	16 mm
17 mm	II	1 ¹⁵ / ₃₂	—	1 ⁵ / ₁₆	3 ¹ / ₈	.17	STM1217	5	17 mm
18 mm	II	1 ¹⁵ / ₃₂	—	1	1 ³ / ₂	.14	STM1218	5	18 mm
19 mm	II	1 ¹⁵ / ₃₂	—	1 ¹ / ₁₆	7 ¹ / ₁₆	.19	STM1219	5	19 mm
20 mm	II	1 ¹ / ₂	—	1 ¹ / ₃₂	2 ³ / ₆₄	.17	STM1220	5	20 mm
21 mm	II	1 ¹ / ₁₆	—	1 ¹ / ₆₄	1 ⁹ / ₃₂	.24	STM1221	5	21 mm
22 mm	II	1 ¹ / ₈	—	1 ¹ / ₆₄	1 ¹ / ₂	.24	STM1222	5	22 mm
23 mm	II	1 ¹ / ₈	—	1 ¹ / ₃₂	3 ³ / ₆₄	.25	STM1223	5	23 mm
24 mm	II	1 ¹ / ₈	—	1 ¹ / ₄	3 ⁵ / ₆₄	.29	STM1224	5	24 mm
25 mm	II	1 ¹ / ₁₆	—	1 ¹ / ₁₆	9 ¹ / ₁₆	.29	STM1225	5	25 mm
26 mm	III	1 ³ / ₄	1 ³ / ₃₂	1 ³ / ₈	1 ⁹ / ₃₂	.30	STM1226	5	26 mm
27 mm	III	1 ³ / ₄	1 ³ / ₃₂	1 ¹ / ₃₂	3 ¹ / ₈	.30	STM1227	5	27 mm
30 mm	III	1 ¹ / ₈	1 ¹ / ₈	1 ³ / ₆₄	2 ¹ / ₃₂	.40	STM1230	5	30 mm
32 mm	III	1 ⁵ / ₆₄	1 ¹ / ₈	1 ² / ₃₂	3 ¹ / ₄	.44	STM1232	5	32 mm
36 mm	III	2	1 ² / ₆₄	1 ⁶ / ₆₄	2 ⁹ / ₃₂	.46	STM1236	5	36 mm


1/2" Square Drive 12 Point Deep — Metric

Opening	Type	Length	Drive End	Opening End	Minimum Depth	Wt. Ea. Lbs.	Chrome	Std. Pkg. Qty.	Opening
		A	B	C	D		Part No.		
10 mm	I	79.5 mm	22.1 mm	15.2 mm	16.0 mm	.22	SMD1210	5	10 mm
11 mm	I	79.5 mm	22.1 mm	18.3 mm	17.0 mm	.22	SMD1211	5	11 mm
12 mm	I	79.5 mm	22.1 mm	18.8 mm	18.0 mm	.22	SMD1212	5	12 mm
13 mm	I	79.5 mm	22.1 mm	19.3 mm	20.1 mm	.26	SMD1213	5	13 mm
14 mm	I	79.5 mm	22.1 mm	21.8 mm	23.9 mm	.26	SMD1214	5	14 mm
15 mm	II	79.5 mm	21.8 mm	21.8 mm	26.9 mm	.26	SMD1215	5	15 mm
16 mm	II	79.5 mm	22.1 mm	22.1 mm	30.0 mm	.32	SMD1216	5	16 mm
17 mm	II	79.5 mm	24.4 mm	24.4 mm	31.0 mm	.32	SMD1217	5	17 mm
18 mm	II	79.5 mm	25.4 mm	25.4 mm	31.0 mm	.33	SMD1218	5	18 mm
19 mm	II	79.5 mm	26.9 mm	26.9 mm	33.0 mm	.38	SMD1219	5	19 mm
20 mm	II	79.5 mm	27.9 mm	27.9 mm	33.0 mm	.41	SMD1220	5	20 mm
21 mm	II	79.5 mm	28.4 mm	28.4 mm	33.0 mm	.41	SMD1221	5	21 mm
22 mm	II	79.5 mm	30.2 mm	30.2 mm	33.0 mm	.46	SMD1222	5	22 mm
23 mm	II	79.5 mm	31.0 mm	31.0 mm	33.0 mm	.51	SMD1223	5	23 mm
24 mm	II	79.5 mm	32.0 mm	32.0 mm	35.1 mm	.57	SMD1224	5	24 mm
25 mm	II	79.5 mm	33.3 mm	33.3 mm	35.1 mm	.70	SMD1225	5	25 mm
26 mm	II	79.5 mm	34.0 mm	34.0 mm	35.1 mm	.74	SMD1226	5	26 mm
27 mm	II	79.5 mm	35.8 mm	35.8 mm	35.1 mm	.78	SMD1227	5	27 mm


1/2" Drive Metric Socket Sets — Chrome





MS10K	
SMD1216..... 16 mm 12 pt. Deep Skt.	SMD1222 22 mm 12 pt. Deep Skt.
SMD1217 17 mm 12 pt. Deep Skt.	SMD1224..... 24 mm 12 pt. Deep Skt.
SMD1218 18 mm 12 pt. Deep Skt.	SMD1225 25 mm 12 pt. Deep Skt.
SMD1219 19 mm 12 pt. Deep Skt.	SMD1226 26 mm 12 pt. Deep Skt.
SMD1220 20 mm 12 pt. Deep Skt.	261..... CLIP RAIL
SMD1221..... 21 mm 12 pt. Deep Skt.	



MS16K	
STM1210..... 10 mm 12 pt. Std. Skt.	STM1219..... 19 mm 12 pt. Std. Skt.
STM1211 11 mm 12 pt. Std. Skt.	STM1220..... 20 mm 12 pt. Std. Skt.
STM1212..... 12 mm 12 pt. Std. Skt.	STM1221..... 21 mm 12 pt. Std. Skt.
STM1213..... 13 mm 12 pt. Std. Skt.	STM1222..... 22 mm 12 pt. Std. Skt.
STM1214..... 14 mm 12 pt. Std. Skt.	STM1223..... 23 mm 12 pt. Std. Skt.
STM1215..... 15 mm 12 pt. Std. Skt.	SF51..... 10" Ratchet
STM1216..... 16 mm 12 pt. Std. Skt.	S110P..... 5" Extension
STM1217..... 17 mm 12 pt. Std. Skt.	95 TOOL BOX
STM1218..... 18 mm 12 pt. Std. Skt.	



MS17K		METRIC
STM1210..... 10 mm 12 pt. Skt.	STM1219..... 19 mm 12 pt. Skt.	
STM1211 11 mm 12 pt. Skt.	STM1220..... 20 mm 12 pt. Skt.	
STM1212..... 12 mm 12 pt. Skt.	STM1221..... 21 mm 12 pt. Skt.	
STM1213..... 13 mm 12 pt. Skt.	STM1222..... 22 mm 12 pt. Skt.	
STM1214..... 14 mm 12 pt. Skt.	STM1224..... 24 mm 12 pt. Skt.	
STM1215..... 15 mm 12 pt. Skt.	SF51..... 10" Reversible Ratchet	
STM1216..... 16 mm 12 pt. Skt.	SF41..... 17" Flexible Handle	
STM1217..... 17 mm 12 pt. Skt.	S110P..... 5" Extension	
STM1218..... 18 mm 12 pt. Skt.	95..... TOOL BOX	

MS18K		METRIC
STM1209..... 9 mm 12 pt. Skt.	STM1219..... 19 mm 12 pt. Skt.	
STM1210..... 10 mm 12 pt. Skt.	STM1220..... 20 mm 12 pt. Skt.	
STM1211 11 mm 12 pt. Skt.	STM1221..... 21 mm 12 pt. Skt.	
STM1212..... 12 mm 12 pt. Skt.	STM1222..... 22 mm 12 pt. Skt.	
STM1213..... 13 mm 12 pt. Skt.	STM1224..... 24 mm 12 pt. Skt.	
STM1214..... 14 mm 12 pt. Skt.	STM1227..... 27 mm 12 pt. Skt.	
STM1215..... 15 mm 12 pt. Skt.	STM1230..... 30 mm 12 pt. Skt.	
STM1216..... 16 mm 12 pt. Skt.	STM1232..... 32 mm 12 pt. Skt.	
STM1217..... 17 mm 12 pt. Skt.	59..... METAL TRAY	
STM1218..... 18 mm 12 pt. Skt.		



1/2" Drive Metric Socket Sets — Chrome



MS27K

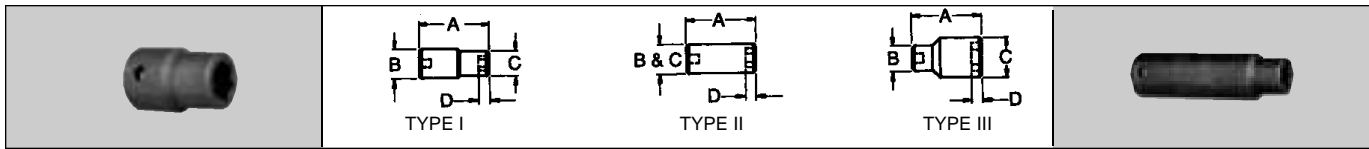
STM1210..... 10 mm 12 pt. Std. Skt.	STM1224..... 24 mm 12 pt. Std. Skt.
STM1211..... 11 mm 12 pt. Std. Skt.	STM1225..... 25 mm 12 pt. Std. Skt.
STM1212..... 12 mm 12 pt. Std. Skt.	STM1226..... 26 mm 12 pt. Std. Skt.
STM1213..... 13 mm 12 pt. Std. Skt.	STM1227..... 27 mm 12 pt. Std. Skt.
STM1214..... 14 mm 12 pt. Std. Skt.	STM1230..... 30 mm 12 pt. Std. Skt.
STM1215..... 15 mm 12 pt. Std. Skt.	STM1232..... 32 mm 12 pt. Std. Skt.
STM1216..... 16 mm 12 pt. Std. Skt.	STM1236..... 36 mm 12 pt. Std. Skt.
STM1217..... 17 mm 12 pt. Std. Skt.	SF41..... 17" Flex Handle
STM1218..... 18 mm 12 pt. Std. Skt.	SF51..... 10" Ratchet
STM1219..... 19 mm 12 pt. Std. Skt.	S102P..... 2" Extension
STM1220..... 20 mm 12 pt. Std. Skt.	S110P..... 5" Extension
STM1221..... 21 mm 12 pt. Std. Skt.	S115P..... 10" Extension
STM1222..... 22 mm 12 pt. Std. Skt.	S140..... Universal Joint
STM1223..... 23 mm 12 pt. Std. Skt.	248 CLIP RAIL
	258..... CLIP RAIL
	BX21..... TOOL BOX



MS31K

STM1210..... 10 mm 12 pt. Std. Skt.	SMD1216 16 mm 12 pt. Deep Skt.
STM1211..... 11 mm 12 pt. Std. Skt.	SMD1217 17 mm 12 pt. Deep Skt.
STM1212..... 12 mm 12 pt. Std. Skt.	SMD1218..... 18 mm 12 pt. Deep Skt.
STM1213..... 13 mm 12 pt. Std. Skt.	SMD1219 19 mm 12 pt. Deep Skt.
STM1214..... 14 mm 12 pt. Std. Skt.	SMD1220..... 20 mm 12 pt. Deep Skt.
STM1215..... 15 mm 12 pt. Std. Skt.	SMD1221 21 mm 12 pt. Deep Skt.
STM1216..... 16 mm 12 pt. Std. Skt.	SMD1222 22 mm 12 pt. Deep Skt.
STM1217..... 17 mm 12 pt. Std. Skt.	SMD1224..... 24 mm 12 pt. Deep Skt.
STM1218..... 18 mm 12 pt. Std. Skt.	SMD1225 25 mm 12 pt. Deep Skt.
STM1219..... 19 mm 12 pt. Std. Skt.	SMD1226..... 26 mm 12 pt. Deep Skt.
STM1220..... 20 mm 12 pt. Std. Skt.	S110P..... 5" Extension
STM1221..... 21 mm 12 pt. Std. Skt.	S115P..... 10" Extension
STM1222..... 22 mm 12 pt. Std. Skt.	SF41..... 17" Flexible Handle
STM1223..... 23 mm 12 pt. Std. Skt.	SF51..... 10" Reversible Ratchet
STM1224..... 24 mm 12 pt. Std. Skt.	258 CLIP RAIL
STM1225..... 25 mm 12 pt. Std. Skt.	261 CLIP RAIL
STM1226..... 26 mm 12 pt. Std. Skt.	BX21..... TOOL BOX

1/2" Drive Power/Impact



Martin Heavy Duty Power Impact Sockets are Specially Designed for Use with All Types of Power Wrenches. All Sockets are Hot Forged from the Finest Alloy Steels for Maximum Strength and Durability. Heat Treated by Carefully Controlled Methods, the Sockets are Accurately Broached in 6 Point Openings. All Power Impact Sockets are Finished in Rust Resistant Black Oxide.

1/2" Square Drive 6 Point Standard Depth									
Opening	Type	Length	Drive End	Opening End	Opening Depth	Wt. Ea. Lbs.	Industrial Black	Std. Pkg. Qty.	Opening
		A	B	C	D		Part No.		
1/16	I	1 15/32	15/16	45/64	7/32	.16	4614	5	7/16
1/2	I	1 15/32	15/16	25/32	7/64	.18	4616	5	1/2
9/16	I	1 15/32	15/16	55/64	21/64	.17	4618	5	9/16
5/8	II	1 15/32	—	13/16	3/8	.20	4620	5	5/8
11/16	II	1 1/2	—	1	3/8	.23	4622	5	11/16
3/4	II	1 1/2	—	1 5/64	1/16	.23	4624	5	3/4
13/16	II	1 1/16	—	1 1/32	29/64	.25	4626	5	13/16
7/8	II	1 5/8	—	1 1/32	1/2	.31	4628	5	7/8
15/16	II	1 5/8	—	1 19/64	35/64	.33	4630	5	15/16
1	III	1 11/16	1 5/64	1 23/64	39/64	.31	4632	5	1
1 1/16	III	1 3/4	1 1/32	1 1/16	5/8	.37	4634	5	1 1/16

1/2" Square Drive 6 Point Deep									
Opening	Type	Length	Drive End	Opening End	Opening Depth	Wt. Ea. Lbs.	Industrial Black	Std. Pkg. Qty.	Opening
		A	B	C	D		Part No.		
7/16	I	3 1/4	15/16	45/64	7/32	.42	14614	5	7/16
1/2	I	3 1/4	15/16	25/32	7/64	.43	14616	5	1/2
9/16	I	3 1/4	15/16	55/64	21/64	.43	14618	5	9/16
5/8	II	3 1/4	—	13/16	3/8	.40	14620	5	5/8
11/16	II	3 1/4	—	1	3/8	.37	14622	5	11/16
3/4	II	3 1/4	—	1 5/64	7/16	.45	14624	5	3/4
13/16	II	3 1/4	—	1 1/32	29/64	.49	14626	5	13/16
7/8	II	3 1/4	—	1 1/32	1/2	.54	14628	5	7/8
15/16	II	3 1/4	—	1 19/64	35/64	.62	14630	5	15/16
1	III	3 1/4	1 3/32	1 23/64	39/64	.57	14632	5	1
1 1/16	III	3 1/4	1 1/32	1 1/16	5/8	.62	14634	5	1 1/16

Item	Description	Wt. Ea. Lbs.	Part No.	Std. Pkg. Qty.
Universal Adaptor	1/2 U-Joint	.44	4140A	5
Extension	1/2 F x 3/8M	.13	42A	5
Extension	6" Extension	.67	4105A	5

1/2" ATTACHMENTS



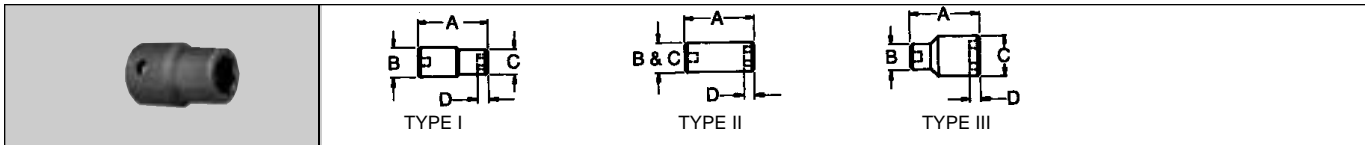
1/2" Drive Power/Impact Sets

IS6K		
	4616..... 1/2" 6 pt. Skt.	4624..... 3/4" 6 pt. Skt.
	4618..... 9/16" 6 pt. Skt.	4626..... 13/16" 6 pt. Skt.
	4620..... 5/8" 6 pt. Skt.	248..... CLIP RAIL
	4622..... 11/16" 6 pt. Skt.	

IS6KD		
	14616..... 1/2" 6 pt. Deep Skt.	14624..... 3/4" 6 pt. Deep Skt.
	14618..... 9/16" 6 pt. Deep Skt.	14626..... 13/16" 6 pt. Deep Skt.
	14620..... 5/8" 6 pt. Deep Skt.	248..... CLIP RAIL
	14622..... 11/16" 6 pt. Deep Skt.	

IS11KD		
	14614..... 7/16" 6 pt. Deep Skt.	14626..... 13/16" 6 pt. Deep Skt.
	14616..... 1/2" 6 pt. Deep Skt.	14628..... 7/8" 6 pt. Deep Skt.
	14618..... 9/16" 6 pt. Deep Skt.	14630..... 15/16" 6 pt. Deep Skt.
	14620..... 5/8" 6 pt. Deep Skt.	14632..... 1" 6 pt. Deep Skt.
	14622..... 11/16" 6 pt. Deep Skt.	14634..... 1 1/16" 6 pt. Deep Skt.
	14624..... 3/4" 6 pt. Deep Skt.	254..... CLIP RAIL

1/2" Drive Metric Socket Sets Power/Impact



1/2" Square Drive 6 Point Standard Depth — Metric

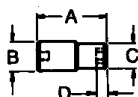
Opening	Type	Length		Drive End		Opening End		Minimum Depth		Wt. Ea. Lbs.	Industrial Black	Std. Pkg. Qty.	Opening
		A	B	B	C	C	D	Part No.					
13 mm	I	38.0 mm	24.7 mm	18.9 mm	8.0 mm	.17	4M613	5	13 mm				
14 mm	I	38.0 mm	24.7 mm	20.3 mm	9.0 mm	.17	4M614	5	14 mm				
15 mm	II	38.0 mm	24.7 mm	24.7 mm	9.0 mm	.17	4M615	5	15 mm				
16 mm	II	38.0 mm	24.7 mm	24.7 mm	10.0 mm	.17	4M616	5	16 mm				
17 mm	II	38.0 mm	26.3 mm	26.3 mm	11.0 mm	.17	4M617	5	17 mm				
18 mm	II	38.0 mm	27.2 mm	27.2 mm	12.0 mm	.17	4M618	5	18 mm				
19 mm	II	41.0 mm	29.5 mm	29.5 mm	12.0 mm	.09	4M619	5	19 mm				
21 mm	II	41.0 mm	32.0 mm	32.0 mm	13.0 mm	.09	4M621	5	21 mm				
22 mm	II	41.0 mm	33.0 mm	33.0 mm	14.0 mm	.09	4M622	5	22 mm				
24 mm	II	41.0 mm	35.5 mm	35.5 mm	14.5 mm	.09	4M624	5	24 mm				
27 mm	II	41.0 mm	39.6 mm	39.6 mm	14.5 mm	.09	4M627	5	27 mm				

MIS6K	
4M613..... 13 mm 6 pt. Std. Skt.	4M617..... 17 mm 6 pt. Std. Skt.
4M614..... 14 mm 6 pt. Std. Skt.	4M618..... 18 mm 6 pt. Std. Skt.
4M615..... 15 mm 6 pt. Std. Skt.	248 CLIP RAIL
4M616..... 16 mm 6 pt. Std. Skt.	

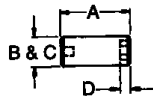
MIS11K	
4M613..... 13 mm 6 pt. Std. Skt.	4M619 19 mm 6 pt. Std. Skt.
4M614..... 14 mm 6 pt. Std. Skt.	4M621..... 21 mm 6 pt. Std. Skt.
4M615..... 15 mm 6 pt. Std. Skt.	4M622..... 22 mm 6 pt. Std. Skt.
4M616..... 16 mm 6 pt. Std. Skt.	4M624..... 24 mm 6 pt. Std. Skt.
4M617..... 17 mm 6 pt. Std. Skt.	4M627..... 27 mm 6 pt. Std. Skt.
4M618..... 18 mm 6 pt. Std. Skt.	248 CLIP RAIL



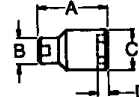
3/4" Drive Sockets & Attachments — Chrome



TYPE I



TYPE II



TYPE III

3/4" Square Drive 12 Point Standard Chrome


Opening	Type	Length	Drive End	Opening End	Opening Depth	Wt. Ea. Lbs.	Chrome	Std. Pkg. Qty.	Opening
		A	B	C	D		Part No.		
3/4	I	2	1 1/64	1 1/64	1/2	.40	H1224	5	3/4
13/16	II	2	—	1 1/64	1/2	.41	H1226	5	13/16
7/8	II	2	—	1 1/32	1/2	.35	H1228	5	7/8
15/16	II	2	—	1 3/8	5/8	.43	H1230	5	15/16
1	II	2 1/16	—	1 1/16	3/8	.50	H1232	5	1
1 1/16	III	2 1/16	1 1/16	1 1/16	5/8	.57	H1234	5	1 1/16
1 1/8	III	2 1/8	1 1/8	1 1/8	7/16	.65	H1236	5	1 1/8
1 3/16	III	2 1/16	1 1/16	1 1/16	7/16	.59	H1238	5	1 3/16
1 1/4	III	2 3/16	1 1/16	1 13/16	3/4	.78	H1240	5	1 1/4
1 5/16	III	2 1/4	1 1/16	1 1/8	49/64	.79	H1242	3	1 5/16
1 3/8	III	2 1/4	1 1/16	1 1/8	25/32	.69	H1244	3	1 3/8
1 7/16	III	2 3/16	1 1/16	2 1/64	7/8	.87	H1246	3	1 7/16
1 1/2	III	2 3/16	1 3/64	2 1/32	55/64	.94	H1248	3	1 1/2
1 5/8	III	2 3/16	1 1/32	2 1/32	55/64	.91	H1250	3	1 5/8
1 5/16	III	2 3/8	1 1/32	2 1/32	1	.98	H1252	3	1 5/16
1 11/16	III	2 7/16	1 5/8	2 1/32	1	1.00	H1254	3	1 11/16
1 3/4	III	2 1/2	1 21/32	2 1/16	1 1/32	1.23	H1256	3	1 3/4
1 7/8	III	2 3/8	1 3/4	2 3/8	1 1/8	1.31	H1258	3	1 7/8
1 15/16	III	2 7/8	1 3/4	2 11/32	1 1/8	1.33	H1260	3	1 15/16
2	III	3	1 3/4	2 39/64	1 1/32	1.54	H1264	1	2
2 1/16	III	3 1/32	1 15/16	2 23/32	1 1/32	2.13	H1266	1	2 1/16
2 1/8	III	3 1/16	1 15/16	2 55/64	1 1/32	2.19	H1268	1	2 1/8
2 3/16	III	3 1/16	1 15/16	2 55/64	1 3/8	2.00	H1270	1	2 3/16
2 1/4	III	3 3/16	2	3 1/16	1 3/8	2.50	H1272	1	2 1/4
2 1/2	III	3 1/4	2	3 1/16	1 3/8	2.16	H1276	1	2 1/2

Item	Description	Wt. Ea. Lbs.	Chrome Part No.	Black Part No.	Std. Pkg. Qty.	3/4" ATTACHMENTS
Flex Hdle.	21 1/2" Flexible Hdle.	5.63	H41A		1	
Flex Hdle.	21 1/2" Flexible Hdle.	5.63		BLKH41A	1	
Ratchet Repair Kit	24" Rev. Ratchet Ratchet Repair Kit	5.38 1.00	H51 H51RU		1 1	
Ratchet Repair Kit	24" Rev. Ratchet Ratchet Repair Kit	5.38 1.00		BLKH51 BLKH51RU	1 1	
Sliding T	17 1/2" Sliding Hdle.	2.45	H20A		1	
Extension	3 1/2" Extension	1.27	H104		1	
Extension	8" Extension	2.25	H110		1	
Extension	16" Extension	3.13	H115		1	
Universal	U-Joint	1.08	H140		1	


3/4" Drive Socket Sets Chrome




H12K	
H1228..... 7/8" 12 pt. Skt.	H1246..... 1 1/16" 12 pt. Skt.
H1230..... 15/16" 12 pt. Skt.	H1248..... 1 1/2" 12 pt. Skt.
H1234..... 1 1/16" 12 pt. Skt.	H1252..... 1 3/8" 12 pt. Skt.
H1236..... 1 1/8" 12 pt. Skt.	H51..... Rev. Ratchet
H1240..... 1 1/4" 12 pt. Skt.	H110..... 8" Extension
H1242..... 1 3/16" 12 pt. Skt.	96A..... METAL BOX
H1244..... 1 3/8" 12 pt. Skt.	




H17K	
H1228..... 7/8" 12 pt. Skt.	H1252..... 1 5/8" 12 pt. Skt.
H1230..... 15/16" 12 pt. Skt.	H1256..... 1 3/4" 12 pt. Skt.
H1234..... 1 1/16" 12 pt. Skt.	H1258..... 1 13/16" 12 pt. Skt.
H1236..... 1 1/8" 12 pt. Skt.	H1260..... 1 7/8" 12 pt. Skt.
H1240..... 1 1/4" 12 pt. Skt.	H1264..... 2" 12 pt. Skt.
H1242..... 1 3/16" 12 pt. Skt.	H51..... Rev. Ratchet
H1244..... 1 3/8" 12 pt. Skt.	H110..... 8" Extension
H1246..... 1 7/16" 12 pt. Skt.	H115..... 16" Extension
H1248..... 1 1/2" 12 pt. Skt.	237..... METAL BOX



H20K	
H51..... Rev. Ratchet	H1242..... 1 1/16" 12 pt. Skt.
H104..... 3 1/2" Extension	H1244..... 1 3/8" 12 pt. Skt.
H110..... 8" Extension	H1246..... 1 7/16" 12 pt. Skt.
H41A..... 21 5/8" Flexible Hdle.	H1248..... 1 1/2" 12 pt. Skt.
H1228..... 7/8" 12 pt. Skt.	H1252..... 1 3/8" 12 pt. Skt.
H1230..... 15/16" 12 pt. Skt.	H1254..... 1 11/16" 12 pt. Skt.
H1232..... 1" 12 pt. Skt.	H1256..... 1 3/4" 12 pt. Skt.
H1234..... 1 1/16" 12 pt. Skt.	H1258..... 1 13/16" 12 pt. Skt.
H1236..... 1 1/8" 12 pt. Skt.	H1260..... 1 7/8" 12 pt. Skt.
H1240..... 1 1/4" 12 pt. Skt.	H1264..... 2" 12 pt. Skt.
	237..... TOOL BOX

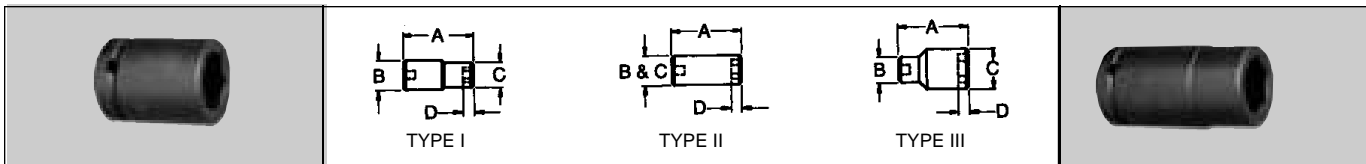


H22K	
H51..... Rev. Ratchet	H1240..... 1 1/4" 12 pt. Skt.
H104..... 3 1/2" Extension	H1242..... 1 5/16" 12 pt. Skt.
H110..... 8" Extension	H1244..... 1 3/8" 12 pt. Skt.
H115..... 16" Extension	H1246..... 1 7/16" 12 pt. Skt.
H140..... Universal Joint	H1248..... 1 1/2" 12 pt. Skt.
H1228..... 7/8" 12 pt. Skt.	H1250..... 1 5/16" 12 pt. Skt.
H1230..... 15/16" 12 pt. Skt.	H1252..... 1 5/8" 12 pt. Skt.
H1232..... 1" 12 pt. Skt.	H1254..... 1 11/16" 12 pt. Skt.
H1234..... 1 1/16" 12 pt. Skt.	H1256..... 1 3/4" 12 pt. Skt.
H1236..... 1 1/8" 12 pt. Skt.	H1258..... 1 13/16" 12 pt. Skt.
	H1260..... 1 7/8" 12 pt. Skt.
	H1264..... 2" 12 pt. Skt.
	237..... TOOL BOX





3/4" Drive Power/Impact



3/4" Square Drive 6 Point Standard Depth

Opening	Type	Length		Drive End		Opening End		Minimum Depth	Wt. Ea. Lbs.	Industrial Black	Std. Pkg. Qty.	Opening
		A	B	C	D	Part No.						
3/8	I	2 1/2	1 1/4	1 1/2	3/8	.65	6620	5	3/8			
1/2	I	2 1/2	1 1/4	1 1/2	3/8	.66	6622	5	1/2			
5/8	I	2 1/2	1 1/2	1 3/4	3/8	.67	6624	5	5/8			
15/16	I	2 1/2	1 3/4	1 7/8	3/8	.75	6626	5	15/16			
1	I	2 1/2	1 3/4	1 7/8	3/8	.91	6628	5	1			
15/16	I	2 1/2	1 3/4	1 7/8	3/8	.77	6630	5	15/16			
1	II	2 1/2	—	1 1/2	3/8	.85	6632	5	1			
1 1/16	II	2 1/2	—	1 1/2	3/8	.83	6634	5	1 1/16			
1 1/8	II	2 1/2	—	1 1/2	3/8	.92	6636	5	1 1/8			
1 1/16	III	2 1/2	1 3/4	1 7/8	3/8	.94	6638	5	1 1/16			
1 1/4	III	2 1/2	1 3/4	2	3/8	1.24	6640	3	1 1/4			
1 1/2	III	2 1/2	1 3/4	2	3/8	1.38	6642	3	1 1/2			
1 5/8	III	2 1/2	1 3/4	2	3/8	1.38	6644	3	1 5/8			
1 7/8	III	2 1/2	1 3/4	2	3/8	1.33	6646	3	1 7/8			
2	III	2 1/2	1 3/4	2 1/8	3/8	1.71	6648	3	2			
1 1/16	III	2 1/2	1 5/8	2 1/8	5/8	1.80	6650	3	1 1/16			
1 1/8	III	2 1/2	1 5/8	2 1/8	5/8	1.83	6652	3	1 1/8			
1 1/4	III	2 1/2	1 5/8	2 1/8	5/8	1.90	6654	3	1 1/4			
1 1/2	III	2 1/2	1 5/8	2 1/8	5/8	2.01	6656	3	1 1/2			
1 3/4	III	2 1/2	1 5/8	2 1/8	5/8	2.16	6658	3	1 3/4			
1 5/8	III	2 1/2	1 5/8	2 1/8	5/8	2.20	6660	3	1 5/8			
1 7/8	III	2 1/2	1 5/8	2 1/8	5/8	2.25	6662	3	1 7/8			
2	III	2 1/2	1 5/8	2 1/8	5/8	2.30	6664	3	2			










3/4" Square Drive 6 Point Deep Socket

Opening	Type	Length		Drive End		Opening End		Minimum Depth	Wt. Ea. Lbs.	Industrial Black	Std. Pkg. Qty.	Opening
		A	B	C	D	Part No.						
3/4	I	3 1/2	1 3/4	1 5/8	3/8	1.10	16624	5	3/4			
15/16	I	3 1/2	1 3/4	1 5/8	3/8	1.14	16626	5	15/16			
7/8	I	3 1/2	1 3/4	1 1/2	3/8	1.24	16628	5	7/8			
15/16	I	3 1/2	1 3/4	1 1/2	3/8	1.10	16630	5	15/16			
1	II	3 1/2	—	1 1/2	3/8	1.30	16632	5	1			
1 1/16	I	3 1/2	1 3/4	1 1/2	3/8	1.42	16634	5	1 1/16			
1 1/8	I	3 1/2	1 3/4	1 1/2	3/8	1.39	16636	3	1 1/8			
1 1/4	I	3 1/2	1 3/4	1 1/2	3/8	1.63	16638	3	1 1/4			
1 1/2	I	3 1/2	1 3/4	1 1/2	3/8	1.58	16640	3	1 1/2			
1 5/8	III	3 1/2	1 3/4	2	3/8	2.02	16642	3	1 5/8			
1 3/4	III	3 1/2	1 3/4	2 1/8	3/8	2.13	16644	3	1 3/4			
1 7/8	III	3 1/2	1 3/4	2 1/8	3/8	2.00	16646	3	1 7/8			
2	III	3 1/2	1 3/4	2 1/8	3/8	2.33	16648	3	2			
1 1/16	III	3 1/2	1 3/4	2 1/8	3/8	2.50	16650	3	1 1/16			
1 1/8	III	3 1/2	1 3/4	2 1/8	3/8	2.70	16652	3	1 1/8			
1 1/4	III	3 1/2	1 3/4	2 1/8	3/8	3.00	16654	3	1 1/4			
1 1/2	III	3 1/2	1 3/4	2 1/8	3/8	3.20	16656	3	1 1/2			
1 3/4	III	3 1/2	1 3/4	2 1/8	3/8	3.40	16660	3	1 3/4			
2	III	3 1/2	1 3/4	2 1/8	3/8	4.00	16664	3	2			


3/4" Drive Power/Impact Attachments Socket Sets




3/4" Drive Power/Impact Attachments

3/4" ATTACHMENTS	Item	Description	Wt. Ea. Lbs.	Part No.	Std. Pkg. Qty.
	Adaptor	3/4F x 1/2M	.06	64A	5
	Adaptor	3/4F x 1M	.06	67	5
	Extension	7" Extension	1.77	6107	5
	Extension	10" Extension	2.25	6110	5
	Extension	13" Extension	4.15	6113	5
	Universal Joint	4 1/16 Lgth. Max.	.77	6140A	5
	Retainer Pin	Pin for 6624 to 6648 & 16624 to 16648 & 6607 & 76	.01	6576	1
	O-Ring	Ring for 6624 to 6638 & 16624 to 16636 & 6107	.01	6577	1
	O-Ring	Ring for 6640 to 6648 & 16638 to 16648 & 76	.01	6578	1
	Retainer Rings	Ring for 64A	.01	6580	1
	Retainer Rings	Ring for 6620 thru 6638 & 16624 thru 16636 & 67 & 6107	.01	6581	1
	Retainer Rings	Ring for 6640 thru 6664 & 16638 thru 16652	.01	6582	1

3/4" Drive 6 Point Deep 8 Pieces

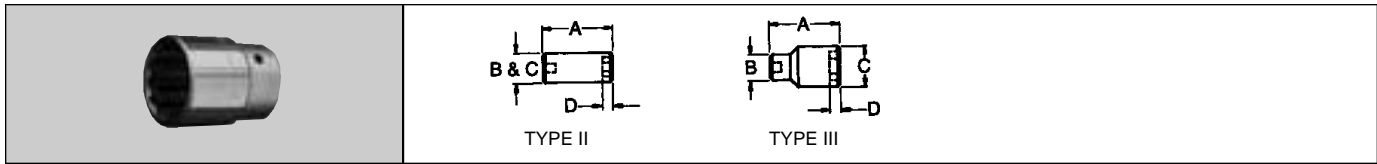
IH8K		
16628 7/16"	16636 1 1/16"	
16630 15/16"	16640 1 1/4"	
16632 1"	16642 1 5/16"	
16634 1 1/16"	16648 1 1/2"	

3/4" Drive 6 Point Standard 9 Pieces

IH9K		
6624 3/4"	6634 1 1/16"	
6626 13/16"	6636 1 1/8"	
6628 7/8"	6638 1 1/16"	
6630 15/16"	6640 1 1/4"	
6632 1"	84 METAL TRAY	



1" Drive Chrome Sockets



1" Square Drive 12 Point Standard Chrome

Opening	Type	Length	Drive End	Opening End	Minimum Depth	Wt. Ea. Lbs.	Chrome	Std. Pkg. Qty.	Opening
		A	B	C	D		Part No.		
1 ¹ / ₁₆	II	2 ¹ / ₃₂	1 ¹ / ₁₆	1 ¹ / ₁₆	3/8	.90	X1234	1	1 ¹ / ₁₆
1 ¹ / ₈	II	2 ¹ / ₃₂	1 ¹ / ₈	1 ¹ / ₈	2 ¹ / ₃₂	.90	X1236	1	1 ¹ / ₈
1 ³ / ₁₆	II	2 ¹ / ₃₂	1 ³ / ₁₆	1 ³ / ₁₆	2 ¹ / ₃₂	.90	X1238	1	1 ³ / ₁₆
1 ¹ / ₄	II	2 ¹ / ₃₂	1 ³ / ₈	1 ³ / ₈	3/8	.90	X1240	1	1 ¹ / ₄
1 ⁵ / ₁₆	II	2 ¹ / ₃₂	1 ⁷ / ₁₆	1 ⁷ / ₁₆	4 ⁹ / ₆₄	.90	X1242	1	1 ⁵ / ₁₆
1 ³ / ₈	II	2 ¹ / ₁₆	1 ³ / ₄	1 ¹ / ₂	2 ⁵ / ₃₂	.94	X1244	1	1 ³ / ₈
1 ¹ / ₁₆	III	2 ¹ / ₂	1 ³ / ₄	2	7/8	.94	X1246	1	1 ¹ / ₁₆
1 ¹ / ₂	III	2 ¹ / ₁₆	1 ³ / ₄	2 ¹ / ₈	5 ⁵ / ₆₄	1.06	X1248	1	1 ¹ / ₂
1 ⁵ / ₈	III	2 ¹ / ₁₆	1 ³ / ₄	2 ¹ / ₄	1	1.06	X1252	1	1 ⁵ / ₈
1 ¹ / ₁₆	III	2 ³ / ₄	1 ¹ / ₂	2 ³ / ₈	1	1.50	X1254	1	1 ¹ / ₁₆
1 ³ / ₄	III	2 ¹ / ₁₆	1 ¹ / ₂	2 ¹ / ₂	1 ¹ / ₃₂	1.50	X1256	1	1 ³ / ₄
1 ¹ / ₈	III	2 ¹ / ₈	1 ¹ / ₂	2 ¹ / ₁₆	1 ¹ / ₈	1.63	X1258	1	1 ¹ / ₈
1 ⁷ / ₈	III	2 ¹ / ₁₆	2 ¹ / ₄	2 ³ / ₈	1 ¹ / ₈	1.94	X1260	1	1 ⁷ / ₈
1 ¹ / ₁₆	III	3	2 ¹ / ₄	2 ³ / ₄	1 ¹ / ₃₂	2.25	X1262	1	1 ¹ / ₁₆
2	III	3	2 ¹ / ₄	2 ³ / ₄	1 ¹ / ₃₂	2.19	X1264	1	2
2 ¹ / ₈	III	3 ¹ / ₁₆	2 ¹ / ₄	2 ¹ / ₁₆	1 ¹ / ₈	2.44	X1268	1	2 ¹ / ₈
2 ¹ / ₁₆	III	3 ³ / ₈	2 ¹ / ₄	3	1 ¹ / ₈	2.50	X1270	1	2 ¹ / ₁₆
2 ¹ / ₄	III	3 ¹ / ₁₆	2 ¹ / ₄	3 ¹ / ₁₆	1 ¹ / ₈	2.38	X1272	1	2 ¹ / ₄
2 ³ / ₁₆	III	3 ¹ / ₄	2 ¹ / ₄	3 ³ / ₃₂	1 ¹ / ₈	2.69	X1274	1	2 ³ / ₁₆
2 ⁵ / ₁₆	III	3 ³ / ₁₆	2 ¹ / ₄	3 ¹ / ₄	1 ¹ / ₈	2.88	X1276	1	2 ⁵ / ₁₆
2 ⁷ / ₁₆	III	3 ⁵ / ₈	2 ¹ / ₄	3 ⁵ / ₁₆	1 ¹ / ₈	2.88	X1278	1	2 ⁷ / ₁₆
2 ¹ / ₂	III	3 ¹ / ₁₆	2 ¹ / ₄	3 ³ / ₈	1 ¹ / ₈	3.00	X1280	1	2 ¹ / ₂
2 ⁵ / ₁₆	III	3 ¹ / ₂	2 ¹ / ₄	3 ³ / ₈	1 ¹ / ₂	3.13	X1282	1	2 ⁵ / ₁₆
2 ³ / ₈	III	3 ¹ / ₁₆	2 ¹ / ₄	3 ³ / ₁₆	1 ¹ / ₄	3.63	X1284	1	2 ³ / ₈
2 ¹ / ₄	III	3 ¹ / ₁₆	2 ³ / ₁₆	3 ² / ₃₂	1 ¹ / ₄	4.63	X1288	1	2 ¹ / ₄
2 ¹ / ₁₆	III	3 ¹ / ₄	2 ³ / ₁₆	3 ⁵ / ₁₆	1 ¹ / ₄	5.13	X1290	1	2 ¹ / ₁₆
2 ¹ / ₁₆	III	3 ¹ / ₈	2 ³ / ₁₆	3 ⁶ / ₁₆	2	5.25	X1294	1	2 ¹ / ₁₆
3	III	3 ¹ / ₁₆	2 ³ / ₁₆	4 ¹ / ₁₆	2	5.56	X1296	1	3
3 ¹ / ₈	III	4 ¹ / ₁₆	2 ³ / ₁₆	4 ¹ / ₁₆	2 ¹ / ₁₆	5.25	X12100	1	3 ¹ / ₈
3 ³ / ₈	III	4 ¹ / ₁₆	2 ³ / ₁₆	4 ¹ / ₃₂	2 ¹ / ₁₆	6.31	X12108	1	3 ³ / ₈
3 ¹ / ₂	III	4 ¹ / ₁₆	2 ³ / ₁₆	4 ¹ / ₁₆	2 ¹ / ₁₆	6.50	X12112	1	3 ¹ / ₂

Martin Heavy Duty Chrome Hand Tool Sockets are Manufactured to Extremely Close Tolerances of American Alloy Steel. The 12 Point Broach Opening Provides a Secure Fit for Absolute Tightening and Loosening.

WARNING: Only Power Impact Sockets Should Be Used on Pneumatic or Electric Impact Wrenches. Never Use Chrome Sockets.

1" Drive Attachments Socket Set



1" Drive Attachments						
Item	Description	Wt. Ea. Lbs.	Chrome Part No.	Black Part No.	Std. Pkg. Qty.	1" ATTACHMENTS
Ratchet	30" Rev. Ratchet	7.94	X51		1	
Repair Kit	Ratchet Repair	1.13	X51RU		1	
Ratchet	30" Rev. Ratchet	7.94		BLKX51	1	
Repair Kit	Ratchet Repair	1.13		BLKX51RU	1	
Extension	8" Extension	2.31	X108		1	
Extension	17" Extension	4.31	X117		1	
Flex Handle	26" Flexible Hdle.	8.19	X41A		1	

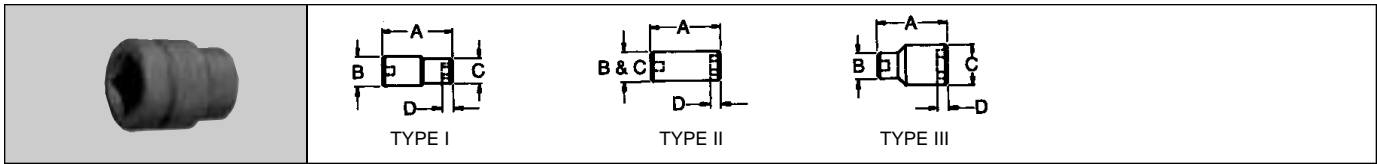
X21K		
X1246..... 1 ¹ / ₁₆ " 12 pt. Std. Skt. X1248..... 1 ¹ / ₂ " 12 pt. Std. Skt. X1252..... 1 ¹ / ₈ " 12 pt. Std. Skt. X1254..... 1 ¹ / ₁₆ " 12 pt. Std. Skt. X1256..... 1 ³ / ₄ " 12 pt. Std. Skt. X1258..... 1 ¹ / ₁₆ " 12 pt. Std. Skt. X1260..... 1 ⁷ / ₈ " 12 pt. Std. Skt. X1264..... 2" 12 pt. Std. Skt. X1268..... 2 ¹ / ₈ " 12 pt. Std. Skt. X1270..... 2 ³ / ₁₆ " 12 pt. Std. Skt. X1272..... 2 ¹ / ₄ " 12 pt. Std. Skt.	X1276..... 2 ³ / ₈ " 12 pt. Std. Skt. X1280..... 2 ¹ / ₂ " 12 pt. Std. Skt. X1284..... 2 ⁵ / ₈ " 12 pt. Std. Skt. X1288..... 2 ³ / ₄ " 12 pt. Std. Skt. X1294..... 2 ¹ / ₁₆ " 12 pt. Std. Skt. X12100..... 3 ¹ / ₈ " 12 pt. Std. Skt. X51..... Reversible Ratchet X108..... 8" Extension X117..... 17" Extension X41A..... Flexible Handle 299..... METAL BOX	

Martin Heavy Duty Power Impact Sockets are Specially Designed for Use with All Types of Power Wrenches. All Sockets are Hot Forged from the Finest Alloy Steels for Maximum Strength and Durability. Heat Treated by Carefully Controlled Methods, the Sockets are Accurately Broached in 6 Point Openings. All Power Impact Sockets are Finished in Rust Resistant Black Oxide.

WARNING: Only Power Impact Sockets Should Be Used on Pneumatic or Electric Impact Wrenches. Never Use Chrome Sockets.



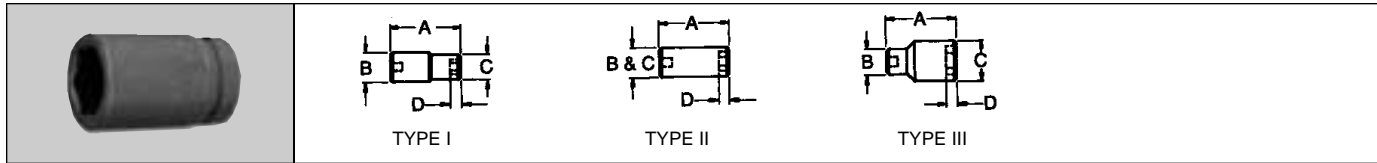
1" Drive Power/Impact



1" Drive 6 Point Standard

Opening	Type	Length	Drive End	Opening End	Minimum Depth	Wt. Ea. Lbs.	Industrial Black	Std. Pkg. Qty.	Opening
		A	B	C	D		Part No.		
3/4	I	2 1/4	2	1 1/16	1 1/4	1.13	7624	1	3/4
13/16	I	2 1/4	2	1 1/16	1 1/4	1.00	7626	1	13/16
7/8	I	2 5/8	2	1 17/32	45/64	1.06	7628	1	7/8
15/16	I	2 5/8	2	1 1/16	23/32	1.06	7630	1	15/16
1	I	2 13/32	2	1 23/32	49/64	1.19	7632	1	1
1 1/16	I	2 13/32	2	1 3/4	13/64	1.25	7634	1	1 1/16
1 1/8	I	2 13/32	2	1 13/16	27/64	1.25	7636	1	1 1/8
1 1/4	II	2 17/32	—	2 1/8	29/32	1.50	7638	1	1 1/4
1 1/2	II	2 17/32	—	2 1/16	29/32	1.50	7640	1	1 1/2
1 5/8	II	2 17/32	—	2 1/16	49/64	1.44	7642	1	1 5/8
1 3/4	III	2 1/2	2 1/16	2 1/4	49/64	1.69	7644	1	1 3/4
1 7/8	III	2 1/2	2 1/16	2 1/4	55/64	1.63	7646	1	1 7/8
1 1/2	III	2 1/2	2 1/16	2 1/4	55/64	1.56	7648	1	1 1/2
1 11/16	III	2 1/2	2 1/16	2 1/2	1	1.75	7650	1	1 11/16
1 5/8	III	2 1/2	2 1/16	2 1/2	1	1.81	7652	1	1 5/8
1 11/16	III	2 5/8	2 1/16	2 1/2	1	1.88	7654	1	1 11/16
1 3/4	III	2 5/8	2 3/8	2 3/4	1	2.50	7656	1	1 3/4
1 13/16	III	2 5/8	2 3/8	2 3/4	1 1/16	2.50	7658	1	1 13/16
1 7/8	III	2 3/4	2 3/8	2 3/4	1 1/16	2.56	7660	1	1 7/8
1 15/16	III	2 3/4	2 3/8	2 5/8	1 1/16	3.00	7662	1	1 15/16
2	III	2 7/8	2 3/8	2 5/8	1 1/4	2.88	7664	1	2
2 1/16	III	2 7/8	2 3/8	2 5/8	1 1/4	2.81	7666	1	2 1/16
2 1/8	III	3	2 3/8	3 1/4	1 13/64	3.63	7668	1	2 1/8
2 1/4	III	3	2 3/8	3 1/4	1 1/2	3.38	7670	1	2 1/4
2 1/2	III	3	2 3/8	3 1/4	1 1/2	3.19	7672	1	2 1/2
2 5/16	III	3 1/16	2 3/8	3 1/2	1 1/16	3.88	7674	1	2 5/16
2 3/8	III	3 1/16	2 3/8	3 1/2	1 3/64	3.75	7676	1	2 3/8
2 1/2	III	3 1/8	2 3/8	3 1/2	1 1/8	3.44	7678	1	2 1/2
2 7/16	III	3 1/8	2 3/8	3 1/2	1 1/2	3.78	7680	1	2 7/16
2 5/8	III	3 3/8	2 3/4	3 5/8	1 3/4	4.75	7684	1	2 5/8
2 11/16	III	3 1/8	2 3/4	3 5/8	1 1/2	4.88	7686	1	2 11/16
2 3/4	III	3 1/8	2 3/4	3 5/8	1 3/4	4.94	7688	1	2 3/4
2 13/16	III	3 1/8	2 3/4	4 1/4	1 3/4	5.01	7690	1	2 13/16
2 7/8	III	3 3/4	2 3/4	4	1 3/4	5.30	7692	1	2 7/8
2 15/16	III	3 3/4	2 3/4	4 1/4	2	5.56	7694	1	2 15/16
3	III	3 13/16	2 3/4	4 1 1/4	2	5.75	7696	1	3
3 1/8	III	3 13/16	2 3/4	4 1 1/4	2 13/64	5.63	76100	1	3 1/8
3 1/4	III	4 1/16	2 3/4	4 35/64	2	6.19	76104	1	3 1/4
3 5/8	III	4 1/16	2 3/4	4 17/32	2 13/64	7.06	76108	1	3 5/8
3 1/2	III	4 1/16	2 3/4	4 1 1/16	2 13/64	7.25	76112	1	3 1/2

1" Drive Power/Impact Deep/Attachments

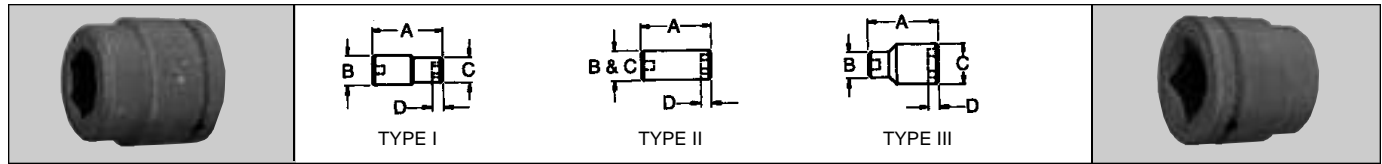


1" Drive 6 Point Deep									
Opening	Type	Length	Drive End	Opening End	Minimum Depth	Wt. Ea. Lbs.	Industrial Black	Std. Pkg. Qty.	Opening
		A	B	C	D		Part No.		
3/4	I	3	2	1 1/16	2 3/64	2.25	17624	1	3/4
1 1/16	I	3	2	1 1/16	2 7/64	2.38	17626	1	1 3/16
7/8	I	3	2	1 17/32	3 9/64	2.41	17628	1	7/8
1 1/16	I	3	2	1 1/16	2 3/32	2.43	17630	1	1 5/16
1	I	3	2	1 21/32	2 3/32	2.38	17632	1	1
1 1/16	I	3	2	1 3/4	3/4	2.38	17634	1	1 1/16
1 1/8	I	3	2	1 13/16	1 3/16	2.39	17636	1	1 1/8
1 3/16	II	3	—	2 1/16	7/8	2.33	17638	1	1 3/16
1 1/4	II	3	—	2 1/16	2 3/32	2.31	17640	1	1 1/4
1 3/16	II	3 1/4	—	2 1/16	1 5/16	2.25	17642	1	1 3/16
1 3/8	III	3 1/4	2 1/8	2 1/4	4 9/64	2.10	17644	1	1 3/8
1 1/16	III	3 1/4	2 1/8	2 1/4	4 9/64	2.25	17646	1	1 1/16
1 1/2	III	3 1/2	2 1/8	2 1/4	5 5/64	2.75	17648	1	1 1/2
1 1/16	III	3 1/2	2 1/4	2 1/2	5 5/64	2.83	17650	1	1 1/16
1 3/8	III	3 1/2	2 1/4	2 1/2	1	2.84	17652	1	1 3/8
1 1/4	III	3 3/4	2 1/16	2 3/4	1	3.46	17656	1	1 1/4
1 13/16	III	3 3/4	2 1/16	2 3/4	1	3.81	17658	1	1 13/16
1 1/8	III	3 3/4	2 1/16	2 3/4	1 1/16	3.85	17660	1	1 1/8
1 15/16	III	3 3/4	2 1/16	2 31/32	1 1/16	4.80	17662	1	1 15/16
2	III	3 3/4	2 1/16	2 31/32	1 1/16	4.52	17664	1	2
2 1/16	III	3 3/4	2 1/16	2 31/32	1 11/64	4.73	17666	1	2 1/16
2 1/8	III	4 3/32	2 1/16	3 1/4	1 11/64	5.00	17668	1	2 1/8
2 3/16	III	4 3/32	2 1/16	3 3/4	1 13/64	5.60	17670	1	2 3/16
2 1/4	III	4 3/32	2 1/16	3 3/4	1 1/32	5.30	17672	1	2 1/4
2 5/16	III	4 3/32	3 13/32	2 13/32	1 3/32	5.90	17674	1	2 5/16
2 3/8	III	4 1/8	3 13/32	2 13/32	1 1/16	6.50	17676	1	2 3/8

1" POWER OR IMPACT ATTACHMENTS	Item	Description	Wt. Ea. Lbs.	Part No.	Std. Pkg. Qty.
	Adaptor	1F x 3/4M	1.00	76	1
	Extension	7" Extension	3.56	7107	1
	Extension	10" Extension	6.00	7110	1
	Extension	13" Extension	8.50	7113	1
	Retaining Pin	For 76	.01	6576	1
	Retaining Pin	For 7624 thru 7654 & 7107 & 17624 thru 17654	.01	8576	1
	Retaining Pin	For 7656 thru 76112 & 17656 thru 17696	.01	8580	1
	"O" Ring	For 76	.01	6578	1
	"O" Ring	For 7624 thru 7654 & 7107 & 17624 thru 17654	.01	8577	1
	"O" Ring	For 7656 thru 76112 & 17656 thru 17696	.01	8578	1
	Retainer Rings	For 76	.01	6582	1
	Retainer Rings	For 7624 thru 7654 & 17624 thru 17656 & 7107	.01	6583	1
	Retainer Rings	For 7656 thru 76112 & 17656 thru 17676	.01	6584	1



1 1/2" Drive Power/Impact



1 1/2" Drive 6 Point Standard


Opening	Type	Length	Drive End	Opening End	Minimum Depth	Wt. Ea. Lbs.	Industrial Black	Std. Pkg. Qty.	Opening
							Part No.		
1 1/8	I	3 3/8	3 3/4	2 1/4	3/4	5.70	8644	1	1 1/8
1 1/16	I	3 3/8	3 3/4	2 3/8	3/4	5.70	8646	1	1 1/16
1 1/2	I	3 3/8	3 3/4	2 1/2	5/8	5.70	8648	1	1 1/2
1 5/16	I	3 3/8	3 3/4	2 3/4	5/8	5.70	8650	1	1 5/16
1 3/8	I	3 1/2	3 3/4	3	5/8	5.70	8652	1	1 3/8
1 1/4	I	3 3/8	3 3/4	3	5/8	5.70	8654	1	1 1/4
1 3/4	I	3 3/8	3 3/4	3 1/8	5/8	5.70	8656	1	1 3/4
1 9/16	I	3 3/8	3 3/4	3 1/4	1	5.70	8658	1	1 9/16
1 7/8	I	3 3/8	3 3/4	3 1/2	1 1/16	5.70	8660	1	1 7/8
1 5/8	I	3 1/2	3 3/4	3 3/8	1 1/16	5.70	8662	1	1 5/8
2	II	3 3/8	3 3/4	3 3/4	1 1/16	5.70	8664	1	2
2 1/16	II	3 3/8	3 3/4	3 3/4	1 1/16	5.70	8666	1	2 1/16
2 1/8	III	3 3/8	3 3/4	3 1/2	1 1/16	6.30	8668	1	2 1/8
2 1/4	III	3 3/8	3 3/4	3 3/2	1 1/16	6.40	8670	1	2 1/4
2 3/8	III	3 3/8	3 3/4	3 3/4	1 1/16	6.80	8672	1	2 3/8
2 5/16	III	3 3/8	3 3/4	3 3/4	1 5/16	7.20	8674	1	2 5/16
2 3/8	III	3 3/8	3 3/4	3 3/4	1 5/16	7.60	8676	1	2 3/8
2 1/2	III	3 3/8	3 3/4	3 3/4	1 5/16	7.90	8678	1	2 1/2
2 7/16	III	4	3 3/4	3 3/8	1 5/16	8.20	8680	1	2 7/16
2 1/2	III	4	3 3/4	4	1 5/16	8.50	8682	1	2 1/2
2 5/8	III	4 1/8	3 3/4	4	1 5/16	8.80	8684	1	2 5/8
2 3/4	III	4 1/8	3 3/4	4 1/8	1 5/16	8.90	8686	1	2 3/4
2 7/8	III	4 1/8	3 3/4	4 1/4	1 1/2	9.10	8688	1	2 7/8
2 9/16	III	4 3/8	3 3/4	4 1/4	1 3/16	9.30	8690	1	2 9/16
2 5/8	III	4 3/8	3 3/4	4 1/2	1 3/16	9.50	8692	1	2 5/8
2 3/4	III	4 1/2	3 3/4	4 1/2	1 3/8	9.80	8694	1	2 3/4
3	III	4 1/2	3 3/4	4 3/4	1 1/16	9.90	8696	1	3
3 1/16	III	4 3/8	3 3/4	4 3/4	1 1/16	12.70	8698	1	3 1/16
3 1/8	III	4 3/8	3 3/4	4 3/4	1 1/16	12.70	86100	1	3 1/8
3 1/4	III	4 1/2	3 3/4	4 3/4	1 1/16	12.50	86102	1	3 1/4
3 3/8	III	4 1/2	3 3/4	5	1 1/8	14.00	86104	1	3 3/8
3 1/2	III	4 1/2	3 3/4	5	1 1/8	13.70	86106	1	3 1/2
3 5/8	III	4 1/2	3 3/4	5	1 1/8	13.40	86108	1	3 5/8
3 7/8	III	4 3/4	3 3/4	5	1 1/8	13.50	86110	1	3 7/8
3 1/2	III	4 3/4	3 3/4	5 1/8	1 5/16	13.90	86112	1	3 1/2
3 9/16	III	5	3 3/4	5 1/8	1 5/16	14.40	86114	1	3 9/16
3 5/8	III	5	3 3/4	5 1/4	1 5/16	15.00	86116	1	3 5/8
3 3/4	III	5	3 3/4	5 1/4	1 5/16	14.70	86118	1	3 3/4
3 7/8	III	5	3 3/4	5 1/2	1 5/16	14.70	86120	1	3 7/8
3 9/16	III	5 1/8	3 3/4	5 1/2	1 5/16	16.00	86122	1	3 9/16
3 5/8	III	5 1/4	3 3/4	5 1/2	1 5/16	15.50	86124	1	3 5/8
3 7/8	III	5 1/4	3 3/4	5 3/4	1 5/16	18.40	86126	1	3 7/8
4	III	5 1/2	3 3/4	5 3/4	1 5/16	18.00	86128	1	4
4 1/16	III	5 1/2	3 3/4	5 3/4	1 5/16	17.50	86130	1	4 1/16
4 1/8	III	5 3/8	3 3/4	6	1 5/16	20.20	86132	1	4 1/8
4 3/16	III	5 3/8	3 3/4	6	1 5/16	19.70	86134	1	4 3/16
4 1/4	III	5 3/8	3 3/4	6	1 5/16	19.20	86136	1	4 1/4
4 5/16	III	5 3/8	3 3/4	6 1/4	1 5/16	22.00	86138	1	4 5/16
4 3/8	III	5 3/8	3 3/4	6 1/4	1 5/16	21.60	86140	1	4 3/8
4 1/2	III	5 3/8	3 3/4	6 1/4	1 5/16	21.00	86142	1	4 1/2
4 5/8	III	6	3 3/4	6 1/2	1 5/16	23.60	86144	1	4 5/8
4 3/4	III	6	3 3/4	6 1/2	1 5/16	23.60	86148	1	4 3/4
4 7/8	III	6	3 3/4	6 1/2	1 5/16	22.50	86152	1	4 7/8

1 1/2" Attachments

1 1/2" DRIVE ATTACHMENTS	Item	Description	Wt. Ea. Lbs.	Industrial Black	Std. Pkg. Qty.
				Part No.	
	Adaptor	1 1/2" F x 1M	3.40	87A	1
	Extension	8" Extension	8.80	8108	1
	Extension	12" Extension	12.10	8112	1
	Extension	15" Extension	14.40	8115	1
	Retainer Ring	For 8644 thru 86150 & 87A	.04	84576	1

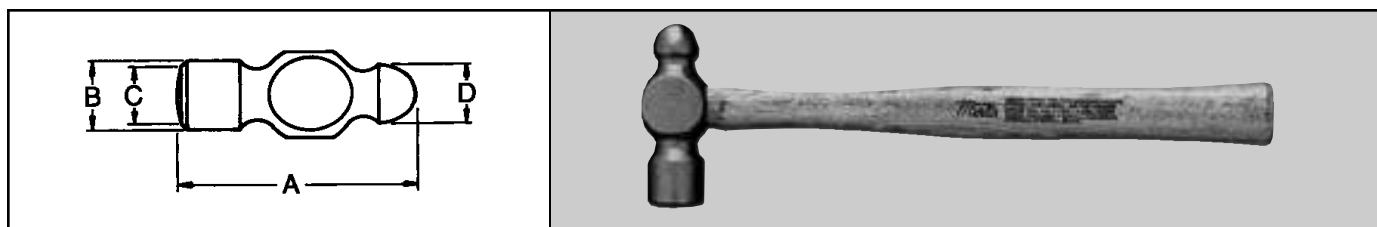
Hammers

Only *Martin* Provides This Added Warranty —
If a Hammer Head Should Loosen at Any Time, Return
It for Handle Replacement or a New Hammer.



Standard Ball Peen — G Series — Wood and Fiberglass Handles

Head Weight	Overall Length	Head Length	Bell Dia.	Face	Peen	Replacement Handle		Weight With Handle	Industrial Black Head Finish		Std. Pkg. Qty.	
		A	B	C	D	Wood	Fiberglass Kit		Wood Handle	Fiberglass Handle		
2 oz.	9½	2⅛	⅝	⅝	1⅜	HH49		.25	101G		6	2 oz.
4 oz.	9½	2½	¾	¾	⅝	HH50		.37	102G		6	4 oz.
8 oz.	11½	3⅜	1⅜	1⅜	2⅜	HH53		.66	103G		6	8 oz.
12 oz.	13¼	3¾	1⅝	1⅜	1⅜	HH56		1.0	104G		6	12 oz.
1 lb.	14¼	4	1⅝	6⅞	1	HH59	HH105106FG	1.3	105G	105FG	6	1 lb.
1½ lb.	14½	4⅞	1⅝	1⅜	1⅜	HH59	HH105106FG	1.5	106G	106FG	6	1½ lb.
1½ lb.	14¼	4⅞	1⅝	1⅜	1⅜	HH66	HH107FG	1.8	107G	107FG	6	1½ lb.
2 lb.	15¼	5	1½	1⅜	1¼	HH66	HH108FG	2.4	108G	108FG	4	2 lb.
2½ lb.	16¼	5⅞	1⅝	1⅜	1⅜	HH69	HH109110FG	3.0	109G	109FG	4	2½ lb.
3 lb.	16¼	5⅞	1⅝	1⅜	1⅜	HH71	HH109110FG	3.4	110G	110FG	4	3 lb.



Utility Ball Peen — D Series

Head Weight	Overall Length	Head Length	Bell Dia.	Face	Peen	Replacement Handle	Weight With Handle	Shot Blasted Head Finish	Std. Pkg. Qty.	Head Weight
		A	B	C	D			Part No.		
8 oz.	11½	3⅜	1⅜	1⅜	2⅜	HH53	.66	63D	6	8 oz.
12 oz.	13¼	3¾	1⅝	1⅜	1⅜	HH56	1.0	64D	6	12 oz.
1 lb.	14¼	4	1⅝	6⅞	1	HH59	1.3	65D	6	1 lb.
1½ lb.	14½	4⅞	1⅝	1⅜	1⅜	HH59	1.5	66D	6	1½ lb.
1½ lb.	14¼	4⅞	1⅝	1⅜	1⅜	HH66	1.8	67D	6	1½ lb.
2 lbs.	15¼	5	1½	1⅜	1¼	HH66	2.4	68D	4	2 lbs.
2½ lbs.	16¼	5⅞	1⅝	1⅜	1⅜	HH69	3.0	69D	4	2½ lbs.
3 lbs.	16¼	5⅞	1⅝	1⅜	1⅜	HH71	3.4	70D	4	3 lbs.

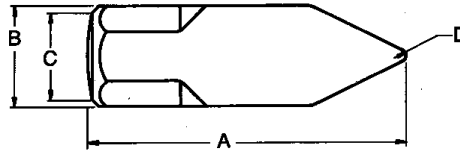
Always wear eye protection. A hammer blow should always be struck squarely. Avoid glancing blows. Never use hammers, punches or chisels with "mushroomed" heads.



Hammers

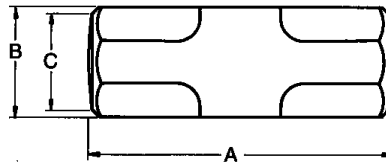
Only *Martin* Provides This Added Warranty —
If a Hammer Head Should Loosen at Any Time, Return
It for Handle Replacement or a New Hammer.

**WARNING: Never use Hammers with “Mushroomed” heads. They may chip and cause injury.
“ALWAYS WEAR SAFETY GOGGLES.”**



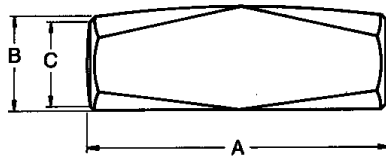
Cross Peen Engineer / Blacksmith Hand

Head Weight	Overall Length	Head Length	Bell Dia.	Face	Peen	Replacement Handle	Weight With Handle	Industrial Black Head Finish	Std. Pkg. Qty.	Head Weight
		A	B	C	D			Part No.		
2 lbs.	15½	4¾	1½	1½	¾R	HH45	2.7	121G	4	2 lb.
2½ lbs.	15½	5⅞	1⅞	1½	¾R	HH45	3.2	122G	4	2½ lb.
3 lbs.	15½	5⅞	1⅞	1¾	¼R	HH45	3.7	123G	4	3 lb.



Double Faced Engineer's / Blacksmith

Head Weight	Overall Length	Head Length	Bell Dia.	Face	Replacement Handle	Weight With Handle	Industrial Black Head Finish	Std. Pkg. Qty.	Head Weight
		A	B	C			Part No.		
2 lbs.	15½	4	1½	1½	HH45	2.7	141G	4	2 lb.
2½ lbs.	15½	4½	1½	1½	HH45	3.2	142G	4	2½ lb.
3 lbs.	15½	5⅞	1⅞	1½	HH45	3.7	143G	4	3 lb.



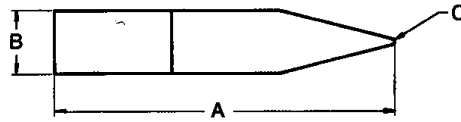
Hand Drilling


Head Weight	Overall Length	Head Length	Bell Dia.	Face	Replacement Handle	Weight With Handle	Industrial Black Head Finish	Std. Pkg. Qty.	Head Weight
		A	B	C			Part No.		
2 lbs.	10½	4⅞	1⅞	1½	HH92	2.6	192G	4	2 lbs.
3 lbs.	10½	4⅞	1⅞	1½	HH92	3.6	193G	4	3 lbs.
4 lbs.	10½	4⅞	1⅞	1¾	HH92	4.4	194G	4	4 lbs.

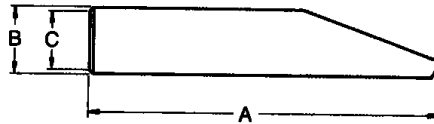


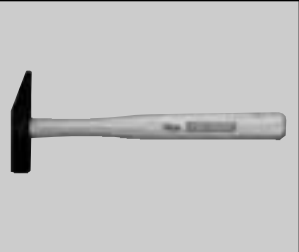
Hammers


Only *Martin* Provides This Added Warranty —
If a Hammer Head Should Loosen at Any Time, Return
It for Handle Replacement or a New Hammer.



Scaling Hammer (Boiler Pick)										
Head Weight	Overall Length	Head Length	Face Length	Face Radius	Replacement Handle	Weight with Handle Lbs.	Industrial Black Head Finish	Std. Pkg. Qty.	Head Weight	
		A	B	C			Part No.			
1 lb.	14	5 ⁵ / ₁₆	1 ¹ / ₂	1 ¹ / ₁₆	HH59	1.4	132G	6	1 lb.	



Setting Paneing Hammer										
Head Weight	Overall Length	Head Length	Head Width	Face Width	Replacement Handle	Weight with Handle Lbs.	Industrial Black Head Finish	Std. Pkg. Qty.	Head Weight	
		A	B	C			Part No.			
12 oz.	13 ¹ / ₂	4 ¹ / ₁₆	7 ¹ / ₈	3 ¹ / ₄	HH801	1.1	30G	6	12 oz.	
1 lb.	13 ¹ / ₂	5 ¹ / ₁₆	1 ¹ / ₁₆	1 ³ / ₁₆	HH801	1.4	31G	6	1 lb.	

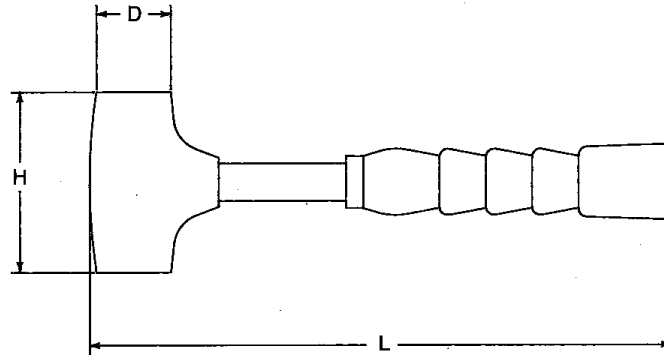
Sledge Hammer										
Head Weight	Head Length	Face Width	Handle Length	Replacement Handle	Weight with Handle Lbs.	Industrial Black Head Finish	Std. Pkg. Qty.	Head Weight		
						Part No.				
4 lbs.	5 ¹ / ₄	1 ¹ / ₁₆	18	HH418	4.3	S844SH	5	4 lbs.		
6 lbs.	6	2 ¹ / ₁₆	32	HH6810	7.1	S846H	5	6 lbs.		
8 lbs.	6 ¹ / ₂	2 ¹ / ₄	32	HH6810	9.1	S848H	5	8 lbs.		
10 lbs.	7	2 ¹ / ₂	32	HH6810	11.1	S8410H	5	10 lbs.		
12 lbs.	7 ¹ / ₂	2 ¹ / ₈	34	HH1216	13.2	S8412H	5	12 lbs.		
16 lbs.	8 ¹ / ₄	2 ¹ / ₈	34	HH1216	17.2	S8416H	4	16 lbs.		


Always wear eye protection. A hammer blow should always be struck squarely. Avoid glancing blows. Never use hammers, punches or chisels with "mushroomed" heads.




Dead Blow Hammers Brass Hammers

Only *Martin* Provides This Added Warranty —
If a Hammer Head Should Loosen at Any Time, Return It
for Handle Replacement or a New Hammer.



Brass Hammers							
Part No.	Approx. Head Wt.	Std. Pkg.	Ship. Wt.	D	H	L	
HSB15	1.5 lb.	5	2.01 lb.	1/1.25	3.5	12	
HSB25	2.5 lb.	2	2.72 lb.	1.25/1.5	3.5	12	
HSB4	3.5 lb.	2	3.85 lb.	1.65/1.78	3.7	12	

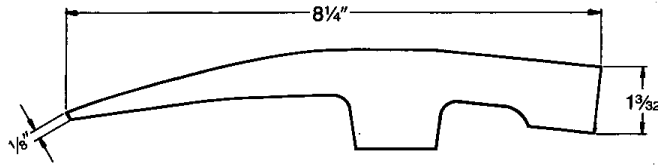
Surface protective, non-marring and non-sparking brass head provides a lot of driving power in a compact hammer. Standard Super Grip (SG) requires less “squeeze” when swinging heavy hammer, reducing strain and fatigue. Ideal for use with heavy gloves.

Dead Blow Hammers							
Part No.	Approx. Head Wt.	Std. Pkg.	Ship. Wt.	D	H	L	
HPD1	1.25 lb.	5	1.85 lb.	1.6/2.1	3.9	11	
HPD2	1.5 lb.	5	2.10 lb.	2.05/2.4	4.3	12	
HPD3	2.2 lb.	2	2.71 lb.	2.4/2.7	4.7	12	
HPD4	2.9 lb.	2	3.50 lb.	2.75/3.1	5	13	


Shot loaded head produces the most complete dead blow effect (no rebound) ever offered for 30% more striking force than conventional hammers. Fiberglass handle and pliable Standard Super Grip combine with the dead blow effect to reduce effort, strain, vibration and noise.

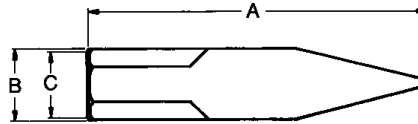
Hammers


Only *Martin* Provides This Added Warranty —
If a Hammer Head Should Loosen at Any Time, Return
It for Handle Replacement or a New Hammer.





WARNING: Always wear Safety Goggles.

	Brick Hammer						
	Head Weight	Overall Length	Replacement Handle Kit	Weight with Handle Lbs.	Industrial Black Head Finish	Std. Pkg. Qty.	Head Weight
	1 1/2 lbs.	11	HH173FG	2.0	Part No. 173	6	1 1/2 lb.



	Tinner's Riveting Hammer									
	Head Weight	Overall Length	Head Length	Head Width	Face Width	Replacement Handle	Weight with Handle Lbs.	Industrial Black Head Finish	Std. Pkg. Qty.	Head Weight
			A	B	C			Part No.		
	4 oz.	9 1/4	3 1/16	5/16	1 5/32	HH50	.38	25G	6	4 oz.
	8 oz.	11	4 1/4	3/4	2 1/32	HH53	.76	26G	6	8 oz.
12 oz.	13 1/2	4 3/4	2 5/32	2 5/32	HH801	1.1	27G	6	12 oz.	
1 lb.	14	5 1/2	3 1/32	2 1/32	HH801	1.4	28G	6	1 lb.	

	Hickory Hammer Handles			
	Part Number	Std. Pkg. Qty.	Approx. Length	Use For
	HH42A18 HH42B HH45 HH49	12	18 12 16 9 1/4	165 Body Hammer All Body Hammers (Except 165 & 155) Cross Peen and Double Face Eng. and 155 2 oz. Ball Peen
	HH50 HH53 HH56 HH59	12	10 12 13 1/2 14 1/2	4 oz. Ball Peen/4 oz. Riveting 8 oz. Ball Peen/8 oz. Riveting 12 oz. Ball Peen 1 lb., 1 1/2 lb. Ball Peen
	HH66 HH69 HH71 HH92	12	16 17 17 10 1/2	1 1/2, 2 lb. Ball Peen 2 1/2 lb. Ball Peen 3 lb. Ball Peen All Hand Drilling
	HH801 HH418 HH6810 HH1216	12	13 3/4 15 33 35	12 & 16 oz. Riveting and Settling Short Handle Sledge 6, 8 & 10 lb. Sledge 12 & 16 lb. Sledge

	Fiberglass Replacement Handle Kits			
	Part Number	Std. Pkg. Qty.	Approx. Length	Use For
	HH105106FG HH107FG HH108FG HH109110FG	1	13 14 16 16	1 lb. and 1 1/4 lb. Ball Peen — G Series 1 1/2 lb. Ball Peen — G Series 2 lbs. Ball Peen — G Series 2 1/2 lb. and 3 lb. Ball Peen — G Series
	HH173FG	1	12 1/2	1 1/2 lbs. Brick Hammer
	HHBFFG	1	12	All Body Hammers with 12" Handle



Screwdrivers






Chrome Vanadium Steel Blades

Highly Resistant to Wear and Fatigue, this High-Tech Material Possesses Overall Superior Tensile Strength and Antifatigue Characteristics.

Rust and Corrosion Resistant Finish

Bonding Agent Fuses to Blade, Resulting in a High Gloss Protective Finish, Keeping Screwdriver Attractive and in Use for Years.

WARNING: Plastic handles are not intended to act as insulation. Never use screwdrivers as prybars or chisels.

 NARROW TIP, ROUND SHANK	Cabinet and Electrical Screwdrivers					
	Blade Length	Blade Width	Type	Wt. Ea. Lbs.	Part No.	Std. Pkg. Qty.
	4	$\frac{3}{16}$	Cabinet	.14	SDE4	6
	6	$\frac{3}{16}$	Electrical	.15	SDE6	6
	8	$\frac{3}{16}$	Electrical	.16	SDE8	6
 WIDENED TIP, ROUND SHANK	Mechanic's and Heavy Duty Screwdrivers					
	Blade Length	Blade Width	Type	Wt. Ea. Lbs.	Part No.	Std. Pkg. Qty.
	4	$\frac{1}{4}$	Mechanic's	.20	SDR4	6
	6	$\frac{3}{16}$	Heavy Duty	.30	SDR6	6
	8	$\frac{3}{8}$	Heavy Duty	.49	SDR8	6
 PRECISION HEAD, ROUND SHANK	Phillips Screwdrivers					
	Blade Length	Phillips Size	Type	Wt. Ea. Lbs.	Part No.	Std. Pkg. Qty.
	3	No. 1	Phillips	.13	SDP3	6
	4	No. 2	Phillips	.20	SDP4	6
	6	No. 3	Phillips	.30	SDP6	6
 STURDY TIP, SQUARE SHANK	Square-Blade Screwdrivers					
	Blade Length	Blade Width	Type	Wt. Ea. Lbs.	Part No.	Std. Pkg. Qty.
	4	$\frac{1}{4}$	Square	.21	SDS4	6
	6	$\frac{3}{16}$	Square	.34	SDS6	6
	8	$\frac{3}{8}$	Square	.55	SDS8	6
	10	$\frac{3}{8}$	Square	.62	SDS10	6
	12	$\frac{3}{8}$	Square	.70	SDS12	6
 TIGHT CLEARANCE, STURDY	Stubby Screwdrivers					
	Blade Length	Width/Size	Type	Wt. Ea. Lbs.	Part No.	Std. Pkg. Qty.
	1½	$\frac{1}{4}$	Stubby	.10	SDS1	6
	1½	No. 2	Phillips	.10	SDP1	6
			Stubby			

Screwdrivers Sets




SDP4K 4 Pc. Phillips Screwdriver Set	
SDP1..... 1½" Phillips No. 2 Stubby SDP3..... 3" Phillips No. 1 SDP4..... 4" Phillips No. 2 SDP6..... 6" Phillips No. 3 P396..... Pouch	


SDR4K 4 Pc. Combination Screwdriver Mixed Set	
SDR4..... 4" Mechanic's SDE4..... 4" Cabinet SDP3..... 3" Phillips No. 1 SDP4..... 4" Phillips No. 2 P595..... Pouch	

SDR5K 5 Pc. Combination Screwdriver Mixed Set	
SDE4..... 4" Cabinet SDR4..... 4" Mechanic's SDR6..... 6" Heavy Duty SDR8..... 8" Heavy Duty SDS1..... 1½" Stubby P696..... Pouch	



Screwdrivers Sets

	<p>SDR7K 7 Pc. Combination Screwdriver Mixed Set</p>
	<p>SDE4..... 4" Cabinet SDE6..... 6" Electrical SDP3..... 3" Phillips No. 1 SDP4..... 4" Phillips No. 2 SDP6..... 6" Phillips No. 3 SDR4..... 4" Mechanic's SDR6..... 6" Heavy Duty P496..... Pouch</p>

	<p>SDS3K 3 Pc. Standard Screwdriver Set</p>
	<p>SDS4..... 4" Square-Blade SDS6..... 6" Square-Blade SDS8..... 8" Square-Blade P296..... Pouch</p>

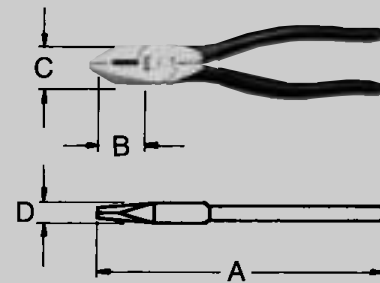
Pliers, Plastic Grip



Lineman's Plier

Overall Length	Jaw Length	Jaw Width	Jaw Thickness	Wt. Ea. Lbs.	Part No.	Std. Pkg. Qty.
A	B	C	D			
7	1¼	¾	½	.44	P307	6
8½	1¼	1⅛	⅝	.91	P308	6

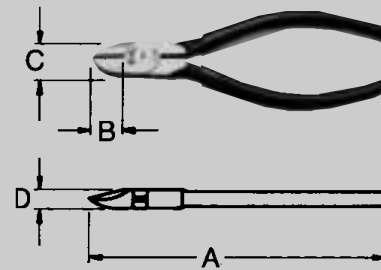
In addition to lineman's work, this tool is great for various wiring and electrical equipment installation and maintenance.



Diagonal Cutting Plier

Overall Length	Jaw Length	Jaw Width	Jaw Thickness	Wt. Ea. Lbs.	Part No.	Std. Pkg. Qty.
A	B	C	D			
6	1⅝	1⅛	7/16	.28	P206	6
7	1⅛	¾	½	.53	P2075	6


Great for general purpose electrical and electronic work in confined areas.



Long Chain Nose Side Cutting Pliers

Overall Length	Jaw Length	Jaw Width	Jaw Thickness	Wt. Ea. Lbs.	Part No.	Std. Pkg. Qty.
A	B	C	D			
6½	1 ²⁵ / ₃₂	1⅛	1½	.28	P506	6
8	2¾	¾	¾	.34	P507	6

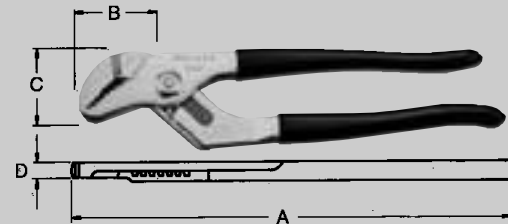
Long nose and sharp cutters are ideal for many electrical and electronic applications.



Tongue and Groove Pliers

Overall Length	Jaw Length	Jaw Width	Jaw Thickness	Wt. Ea. Lbs.	Part No.	Std. Pkg. Qty.
A	B	C	D			
7	1 ¹⁷ / ₃₂	1¼	¾	.48	P407	6
9½	1 ¹⁵ / ₁₆	1⅞	¼	.91	P510	6
13	1 ²⁷ / ₃₂	2⅞	½	1.49	P71275	6

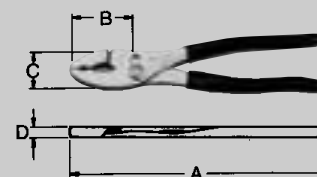
Precision crafted for balance, taking strain off bolt. Hardened and tempered for long industrial service life.



Combination Slip Joint Pliers


Overall Length	Jaw Length	Jaw Width	Jaw Thickness	Wt. Ea. Lbs.	Part No.	Std. Pkg. Qty.
A	B	C	D			
6¾	1 ¹³ / ₁₆	1¼	¾	.42	P2065	6
8	1½	1 ¹¹ / ₃₂	¾	.53	P208	6
10	2 ⁷ / ₃₂	1⅞	¾	.87	P210	6


Two Slip-joint adjustments, the most basic plier for general use.







Pliers Sets

	PL3K 3 Pc. General Purpose Pliers Set
	P506..... 6½" Long Chain Nose Side Cutting P2065..... 6¾" Combination Slip Joint P510..... 9½" Tongue and Groove P1796..... Pouch

	PL4K 4 Pc. General Purpose Pliers Set
	P507..... 8" Long Chain Nose Side Cutting P510..... 9½" Tongue and Groove P208..... 8" Combination Slip Joint P2075..... 7" Diagonal Cutting P1996..... Pouch

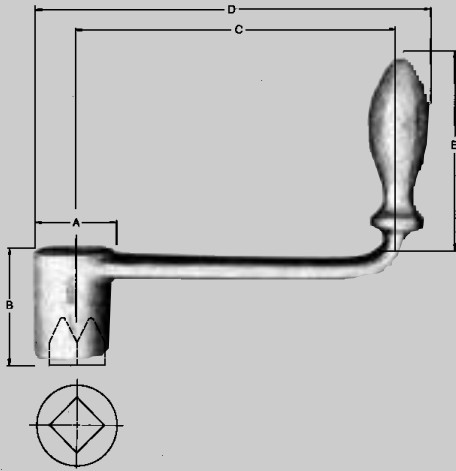
	PL3KSJ 3 Pc. Combination Slip-Joint Pliers Set
	P2065..... 6¾" Combination Slip Joint P208..... 8" Combination Slip Joint P210..... 10" Combination Slip Joint P1896..... Pouch

	PL3KTG 3 Pc. Tongue and Groove Pliers Set
	P407..... 7" Tongue and Groove P510..... 9½" Tongue and Groove P71275..... 13" Tongue and Groove P2096..... Pouch

Crank Handles



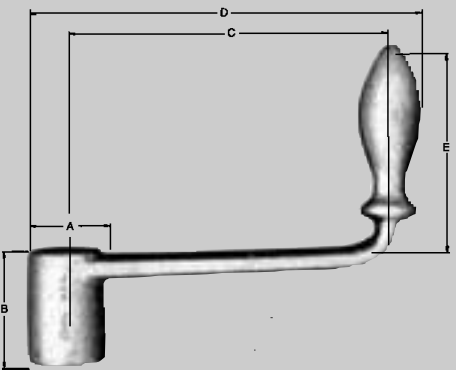
Broached Crank Handles



Square Broached Openings, with Counterbore in Free End of Hub. Special Bends, Offsets, and Broached Openings Also Available.

Stock Square Bore	Hub		Length		Height Handle Above Arm	Wt. Ea. Lbs.	Natural Finish	Std. Pkg. Qty.
	Dia.	Length	Center Hub to Center Handle	Overall			Part No.	
	A	B	C	D	E			
1/2	1	1 1/2	1 3/4	2 3/8	2 3/4	.46	CH00B	1
1/2	1	1 1/4	2 1/2	3 3/8	2 1/2	.53	CH0B	1
3/16	1 1/4	1 1/2	3	4	2 3/4	.83	CH1B	1
1/2	1 1/8	1 3/8	3 1/2	4 1/2	2 3/4	.74	CH2B	1
3/16	1 1/4	1 3/8	4	5 1/8	3 3/8	1.0	CH4B	1
5/8	1 1/4	1 3/8	5	6 3/8	3 3/8	1.3	CH6B	1
1 1/16	1 1/4	1 3/8	6	7 3/8	3 3/8	1.4	CH8B	1
3/4	1 3/8	2 1/8	7	8 3/8	3 3/8	1.6	CH10B	1
7/8	1 3/8	2 1/8	8	9 3/8	3 3/8	2.3	CH12B	1
7/8	1 1/2	2 1/2	9 3/8	10 3/8	3 3/8	2.7	CH14B	1
1	1 3/4	3	10	11 1/2	4	3.6	CH16B	1

Unfinished Crank Handles



Unfinished Cranks are Plain Forgings Without a Hole in the Hub.

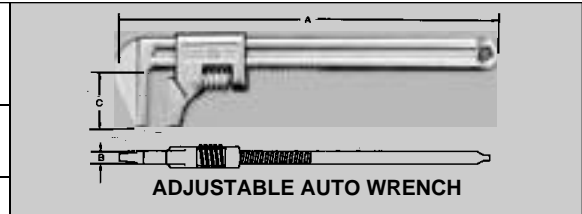
Max Square Bore	Hub		Length		Height Handle Above Arm	Wt. Ea. Lbs.	Natural Finish	Std. Pkg. Qty.
	Dia.	Length	Center Hub to Center Handle	Overall			Part No.	
	A	B	C	D	E			
5/8	1	1 1/2	1 3/4	2 3/8	2 3/4	.46		1
5/8	1	1 1/4	2 1/2	3 3/8	2 1/2	.53		1
1 3/16	1 1/4	1 1/2	3	4	2 3/4	.83		1
5/8	1 1/8	1 3/8	3 1/2	4 1/2	2 3/4	.74		1
1 3/16	1 1/4	1 3/8	4	5 1/8	3 3/8	1.0		1
1 3/16	1 1/4	1 3/8	5	6 3/8	3 3/8	1.3		1
1 3/16	1 1/4	1 3/8	6	7 3/8	3 3/8	1.4		1
7/8	1 3/8	2 1/8	7	8 3/8	3 3/8	1.6		1
1	1 3/8	2 1/8	8	9 3/8	3 3/8	2.3		1
1	1 1/2	2 1/2	9 3/8	10 3/8	3 3/8	2.7		1
1 1/8	1 3/4	3	10	11 1/2	4	3.6		1



Auto Wrench C-Clamps Eye Bolts

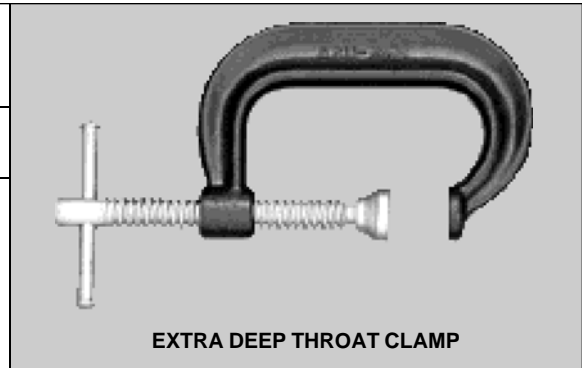
Drop Forged, Machined, and Heat Treated. Well Suited for General Repair Work.

A	Max. Jaw Capacity	B	C	Weight Each-Lbs.	Chrome	Std. Pkg. Qty.
					Part No.	
11	3	7/16	1 1/2	1.5	89311	1



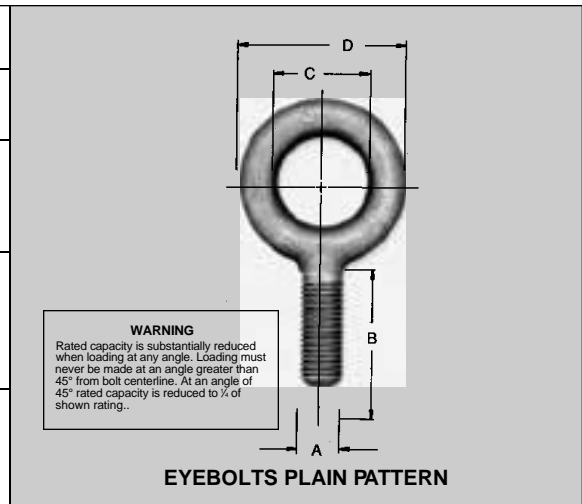
Extra Deep Throat, Copper Plated Fatigue Proof Spindles, Permanent Type Pads.

Inch Capacity	Throat Depth	Spindle Diameter	Minimum Proof Test	Weight Each-Lbs.	Part Number	Std. Pkg. Qty.
0-2 1/2	2 1/4	5/16	3500 lbs.	1.4	CC402	1
0-3	2 1/2	5/16	3500 lbs.	2.2	CC403	1
0-4 1/2	3 1/4	3/4	6200 lbs.	3.4	CC404	1
0-6 1/16	4 1/4	3/4	6900 lbs.	5.0	CC406	1
0-8 1/4	5	3/4	6600 lbs.	6.2	CC408	1
2-10 1/8	6	3/4	8000 lbs.	10.0	CC410	1
2-12 1/4	6 7/16	7/8	9300 lbs.	13.0	CC412	1



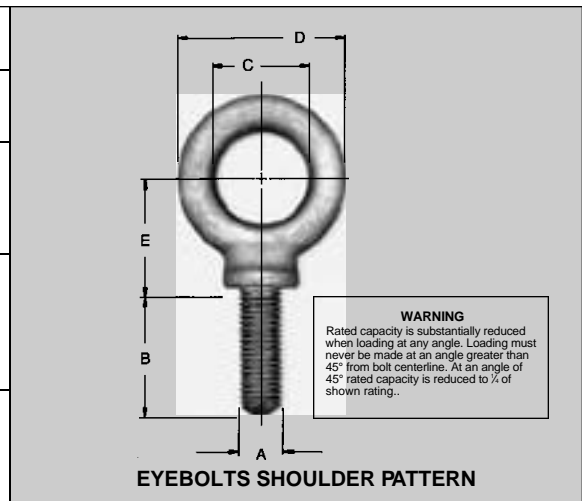
Shot Blasted Finish Meets ANSI B18.15-1985

A	Threads/Inch	B	Eye		*Rated Capacity	Weight Each-Lbs.	Part Number	Std. Pkg. Qty.
			C	D				
1/4	20	1	3/4	1 1/16	400	.05	EB1	1
5/16	18	1 1/8	7/8	1 1/16	680	.09	EB2	1
3/8	16	1 1/4	1	1 1/16	1000	.13	EB3	1
7/16	14	1 3/8	1 1/16	1 13/16	1380	.19	EB4	1
1/2	13	1 1/2	1 3/16	2 1/8	1840	.30	EB5	1
9/16	12	1 3/4	1 1/4	2 1/4	2370	.70	EB6	1
5/8	11	1 3/4	1 1/2	2 5/16	2940	.55	EB7	1
3/4	10	2	1 1/2	2 13/16	4340	.89	EB8	1
7/8	9	2 1/4	1 3/4	3 1/16	6000	1.3	EB9	1
1	8	2 1/2	1 3/4	3 5/16	7880	2.0	EB10	1
1 1/8	7	2 3/4	2	4	9920	2.9	EB11	1
1 1/4	7	3	2 3/16	4 1/16	12800	4.0	EB12	1
1 1/2	6	3 1/2	2 1/2	5 1/16	18260	6.3	EB14	1



Shot Blasted Finish Meets ANSI B18.15-1985



A	Threads/Inch	B	Eye		E	*Rated Cpcy.-Lbs.	Weight Each-Lbs.	Part Number	Std. Pkg. Qty.
			C	D					
1/4	20	1	3/4	1 1/16	1 1/16	400	.05	EB21	1
5/16	18	1 1/8	7/8	1 1/16	7/8	680	.11	EB22	1
3/8	16	1 1/4	1	1 1/16	1 1/16	1000	.21	EB23	1
7/16	14	1 3/8	1 1/16	1 13/16	1 3/16	1380	.28	EB24	1
1/2	13	1 1/2	1 3/16	2 1/8	1 3/16	1840	.43	EB25	1
9/16	12	1 3/4	1 1/4	2 1/4	1 1/2	2370	.70	EB26	1
5/8	11	1 3/4	1 1/2	2 5/16	1 13/16	2940	.77	EB27	1
3/4	10	2	1 1/2	2 13/16	1 3/8	4340	1.2	EB28	1
7/8	9	2 1/4	1 3/4	3 1/16	2 1/8	6000	1.9	EB29	1
1	8	2 1/2	1 3/4	3 5/16	2 1/8	7880	2.6	EB30	1
1 1/8	7	2 3/4	2	4 1/16	2 13/16	9920	3.7	EB31	1
1 1/4	7	3	2 3/16	4 1/16	2 3/8	12600	4.9	EB32	1
1 1/2	6	3 1/2	2 1/2	5 1/16	3 1/16	18260	8.0	EB34	1



Pry Bar





**WARNING: Never substitute a pry bar with a screwdriver.
"ALWAYS WEAR SAFETY GOGGLES"**

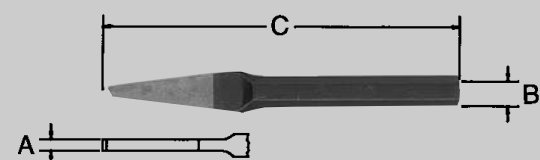

Pinch or Pry Bar						Rolling Head — Pry Bar					
											
Size	Length	Wt. Ea. Lbs.	Chrome	Industrial Black	Std. Pkg. Qty.	Size	Length	Wt. Ea. Lbs.	Chrome	Industrial Black	Std. Pkg. Qty.
			Part No.	Part No.					Part No.	Part No.	
5/8	16	1.3	196C	196	1	1/2	12	.70	192C	192	1
3/4	24	3.0	197C	197	1	1/2	15	.87	193C	193	1
7/8	30	5.25	198C	198	1	5/8	18	1.6	194C	194	1




Chisels

WARNING: "ALWAYS WEAR SAFETY GOGGLES"

Cold Chisel						Long Cold Chisel					
											
Cut Width	Stock Size	Length	Wt. Ea. Lbs.	Industrial Black Part No.	Std. Pkg. Qty.	Cut Width	Stock Size	Length	Wt. Ea. Lbs.	Industrial Black Part No.	Std. Pkg. Qty.
A	B	C				A	B	C			
1/4	1/4	5	.07	C8	12	3/4	3/8	12	1.13	C120	6
5/16	1/4	5	.08	C10	12	5/8	1/2	12	.70	C124	12
3/8	5/16	5 1/2	.13	C12	12	3/4	3/8	18	1.67	C126	3
1/2	7/16	6	.26	C16	12	7/8	3/4	12	1.50	C129	6
5/8	1/2	6 1/2	.37	C20	12	1	3/4	12	1.50	C132	6
3/4	3/4	7	.62	C24	12	1	3/4	18	2.33	C133	3
7/8	3/4	7 1/2	.93	C28	6						
1	3/4	8	1.34	C32	6						

Cape Chisel						Half Round Chisel					
											
Point Size	Stock Size	Length	Wt. Ea. Lbs.	Industrial Black Part No.	Std. Pkg. Qty.	Point Size	Stock Size	Length	Wt. Ea. Lbs.	Industrial Black Part No.	Std. Pkg. Qty.
A	B	C				A	B	C			
1/4	3/16	5 1/2	.10	C39	12	3/16	3/8	5 1/2	.16	C71	12
3/16	3/8	5 1/2	.16	C40	12	1/4	3/8	5 1/2	.29	C72	12
1/4	3/8	5 1/2	.29	C42	12						

Diamond Point Chisel					
					
Point Size	Stock Size	Length	Wt. Ea. Lbs.	Industrial Black Part No.	Std. Pkg. Qty.
A	B	C			
1/8	3/16	5	.10	C58	12
3/16	3/8	5 1/2	.18	C59	12
1/4	3/8	5 3/4	.18	C60	12
3/8	3/8	7	.58	C62	6

Punches



WARNING: "ALWAYS WEAR SAFETY GOGGLES"

Prick Punch							Center Punch						
Stock Size	Length	Wt. Ea. Lbs.	Industrial Black Part No.	Std. Pkg. Qty.	Point Size	Stock Size	Length	Wt. Ea. Lbs.	Industrial Black Part No.	Std. Pkg. Qty.			
A	B				A	B	C						
3/8 1/2	5 6	.14 .27	P32 P33	12 12	3/32 1/16 3/16 1/4 5/16	1/4 5/16 3/8 1/2 5/8	3 1/2 4 1/4 5 6 6 1/4	.06 .08 .15 .30 .25	P38 P39 P40 P42 P43	12 12 12 12 6			

Pin Punch							Solid Punch						
Point Size	Stock Size	Length	Pin Length	Wt. Ea. Lbs.	Industrial Black Part No.	Std. Pkg. Qty.	Point Size	Stock Size	Length	Taper Length	Wt. Ea. Lbs.	Industrial Black Part No.	Std. Pkg. Qty.
A	B	C	D				A	B	C	D			
1/16 3/32 1/8 5/16 3/16 7/32 1/4 5/16	1/4 5/16 3/8 1/2 5/8 3/4 7/8 1	4 4 1/2 4 3/4 5 5 1/4 5 1/2 5 3/4 6	3/4 7/8 1 1 1 1/4 1 1/4 1 1/4 1 1/4	.05 .12 .12 .12 .17 .18 .29 .33	P2 P3 P4 P5 P6 P7 P8 P10	12 12 12 12 12 12 12 12	3/32 1/8 3/16 1/4 5/16	5/16 3/8 1/2 3/4 1	5 5 5 6 6	1 1/4 1 1/4 1 1/2 1 1/2 2	.02 .16 .16 .16 .31	P13 P14 P16 P18 P19	12 12 12 12 12

Long Taper Punch						
Point Size	Stock Size	Length	Taper Length	Wt. Ea. Lbs.	Industrial Black Part No.	Std. Pkg. Qty.
A	B	C	D			
3/32 1/8 5/32 3/16 7/32 1/4 5/16 1/4 5/16 3/8	5/16 5/16 3/8 1/2 1/2 5/8 3/4 3/4 5/8 3/4	8 8 9 10 10 12 12 15 16 15	3 1/2 3 1/2 4 1/4 6 1/2 6 1/2 7 1/4 7 1/4 7 1/4 9 1/2 8	.12 .16 .25 .45 .45 .88 .94 1.66 1.33 1.66	P23 P24 P25 P26 P26A P27 P28 P28A P29 P34	12 12 12 12 12 6 6 6 6 6



Chisel and Punch Sets

**WARNING: Never use hammers with “mushroomed” heads. They may chip and cause injury.
“ALWAYS WEAR SAFETY GOGGLES”**

Chisel Sets	
CC6K	6 PIECES
	C8..... 1/4" Cold Chisel
	C10..... 5/16" Cold Chisel
	C12..... 3/8" Cold Chisel
	C16..... 1/2" Cold Chisel
	C20..... 5/8" Cold Chisel
	C24..... 3/4" Cold Chisel
	C66..... KIT BAG

Punch Sets			
PP7K	7 PIECES	LP7K	7 PIECES
	P2..... 1/16" Pin Punch		P23..... 3/32" Lg. Taper
	P3..... 3/32" Pin Punch		P24..... 1/8" Lg. Taper
	P4..... 1/8" Pin Punch		P25..... 3/32" Lg. Taper
	P5..... 5/32" Pin Punch		P26..... 3/16" Lg. Taper
	P6..... 3/16" Pin Punch		P26A..... 1/32" Lg. Taper
	P8..... 1/4" Pin Punch		P27..... 1/4" Lg. Taper
	P10..... 5/16" Pin Punch		P28..... 5/16" Lg. Taper
C70..... KIT BAG	C187..... KIT BAG		

Combination Chisel & Punch Sets			
PC6K	6 PIECES	PC14K	14 PIECES
	C16.... 1/2" Cold Chisel		P40.... 3/8" Center Punch
	C24.... 3/4" Cold Chisel		P24.... 1/8" Drift Punch
	P42.... 1/2" Center Punch		P25.... 3/32" Lg. Taper Punch
	P4.... 1/8" Pin Punch		P6.... 3/16" Pin Punch
	P6.... 3/16" Pin Punch		P8.... 1/4" Pin Punch
	P16.... 3/16" Solid Punch		P14.... 1/8" Solid Punch
C66.... KIT BAG	P18.... 1/4" Solid Punch		
		C14.... KIT BAG	

Body Hammers

Only *Martin* Provides This Added Warranty —
 If a Hammer Head Should Loosen at Any Time, Return
 It for Handle Replacement or a New Hammer.
















Type		Description	Body Hammers Part No.		Std. Pkg. Qty.
			Wood Handles	Fiberglass Handles	
DINGING HAMMER		For fender and high-crowned panel dinging or bumping. Both high and low-crown faces for "on or off dolly" work. Faces, 1¼" and 1½". Round heads, 6" overall. Weight 1.04 lbs.	150G	NEW 150FG	6
DINGING HAMMER		For light dinging and long reach. Square face permits dinging close to moulding or beading. Faces, 1¼" round, 1½" square head 6" overall. Weight .85 lbs.	151G	—	6
HIGH CROWN CROSS PEEN HAMMER		Two high-crowned faces for concave surfaces on doors, rear quarter panels, fenders and hoods. Faces 1½", 6" overall. Weight 1.02 lbs.	152G	—	6
CROSS CHISEL HAMMER		Excellent for finishing. Cross peen used for working in sharp corners around mouldings and for caulking. Round face — 1½" diameter. Chisel — 3" long. Weight .87 lbs.	153G	NEW 153FG	6
CURVED CROSS CHISEL HAMMER		Excellent for finishing. Cross peen used for working in sharp corners around mouldings and for caulking. Well balanced curved chisel for work in close places. Round face — 1½" diameter. Chisel — 3" long. Weight .85 lbs.	153GB	NEW 153FGB	6
CROSS CHISEL SHRINKING HAMMER		Cross grooved. Extra wide faces are cross grooved and used for shrinkage on large surfaces — chisel end used on sharp corners. Flat round face — 1½" diameter. Chisel — 3" long. Weight .87 lbs.	153S	—	6
VERTICAL CHISEL HAMMER		Excellent for finishing. Cross peen used for working in sharp corners around mouldings and for caulking. Vertical chisel end used on sharp corners. Round face — 1½" diameter. 5/8" Chisel — 5½" long. Weight .85 lbs.	NEW 154G	NEW 154FG	6
VERTICAL CHISEL SHRINKING HAMMER		Cross grooved. Extra wide faces are cross grooved and used for shrinkage on large surfaces — vertical chisel end used on sharp corners. Round face — 1½" diameter. Chisel — 5½" long. Weight .87 lbs.	NEW 154S	NEW 154SFG	6
FENDER BUMPER		For bumping where hand and dolly cannot reach. Ample clearance for obstructions. Also used as a caulking iron. Length of head, 8¾". Weight 2.8 lbs.	155G	—	4
PICK HAMMER		Long-reach, thin point for low spot on low-crown panels. Reaches over inner obstructions. One high-crown face. Face, 1¼" round point, ½" radius. Length of pointed end, 5½". Weight .91 lbs.	156G	NEW 156FG	6
CURVED PICK HAMMER		Like 156G except pick end is bent in arc of normal blow. Reaches behind reinforcements to difficult spots. Face, 1¼" round point, ½" radius. Length of pointed end, 5½". Weight .86 lbs.	156GB	—	6



Body Hammers










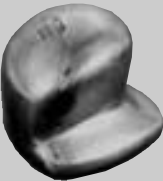
Only *Martin* Provides This Added Warranty —
If a Hammer Head Should Loosen at Any Time, Return
It for Handle Replacement or a New Hammer.

Type		Description	Body Hammers Part No.		Std. Pkg. Qty.
			Wood Handles	Fiberglass Handles	
GENERAL PURPOSE PICK HAMMER		Medium size point and reach for general work. Low crown strawberry point for perfect balance. Face, 1¹/₁₆" round point, 3¹/₂" radius. Length of pick end, 3¹/₄". Weight .91 lbs.	158G	NEW 158FG	6
ROUND POINT FINISHING HAMMER		Blunt point — long reach. For low spots on high crown panels and other work with long reach. Will not pick holes in the metal. Round face — 1¹/₁₆" diameter. Blunt point 3" long. Weight .81 lbs.	158GM	NEW 158FGM	6
SHARP POINT FINISHING HAMMER		Sharp point — long reach. For low spots on high crown panels and other work with long reach. Round face — 1¹/₁₆" diameter. Sharp point 3" long. Weight .79 lbs.	158GMS	—	6
HEAVY DUTY BUMPING HAMMER		For heavy gauge truck fenders and panels. Also used in straightening reinforcements, braces, etc. Faces, 1¹/₄" round and 1³/₁₆" square head, 4" overall. Weight 1.1 lbs.	160G	NEW 160FG	6
DINGING HAMMER		Short-reach, lightweight. One low-crown, square face. Lightest dinging hammer in line. Faces, 1¹/₄" round and 1³/₁₆" square. Head, 4" overall. Weight .83 lbs.	161G	NEW 161FG	6
SHRINKING HAMMER		For work in close quarters. Expertly machined serrations on the round face. Plain square face, 1¹/₁₆" round serrated face, 1¹/₄" diameter. 4" overall. Weight .78 lbs.	162G	NEW 162FG	6
UTILITY PICK HAMMER		Blunt point, short reach. For low spots in high-crown panels and other work with small clearance. Face, 1¹/₁₆" round point, 3¹/₂" radius. Length of pointed end, 2" head, 4" overall. Weight .75 lbs.	164G	NEW 164FG	6
PICK HAMMER		Lightweight. Provides stubby pick point and high-crown peen-type faces. Will ding out small dents in high fins. No need to remove panels. Long reach, 18" handle. Weight 5 oz.	165G	—	6
CROSS PEEN FINISHING HAMMER		Used to bump odd fender or bumper contours. Round face — 1¹/₁₆" diameter peen end 3¹/₁₆ x 7¹/₁₆". 5" overall head length. 12" handle. Weight .91 lbs.	168G	NEW 168FG	6
LARGE FACE PICK FINISHING HAMMER		For finishing and caulking. Round face — 1¹/₁₆" diameter. 4¹/₂" overall head length. 13" handle. Weight 1.0 lbs.	169G	NEW 169FG	6
DOOR SKIN HAMMER		For high crown work and finishing, without poking holes in thin sections. 6¹/₂" overall length. 12" handle. Weight .94 lbs.	170G	NEW 170FG	6
REPLACEMENT HAMMER HANDLES		Hickory Handle for 155G Fender Bumper	HH45		12
		Hickory Handle for 165G Pick Hammer	HH42A18		12
		Hickory Handle for all other Body Hammers	HH42B		12
		Fiberglass Handle for all Body Hammers with 12" Handles.	HHBFFG		1

Body and Fender Repair Tools

Dolly Blocks












Type		Description	Part No.	Std. Pkg. Qty.
LIGHT WEIGHT TOE DOLLY		Designed for flat surfaces. All the features of a toe dolly. Sizes 4$\frac{3}{4}$"\times 2$\frac{1}{4}$"\times 1$\frac{1}{16}$". Weight 1.8 lbs.	1057	1
TOE DOLLY		Thinness and length provide easy accessibility to narrow pockets. Large, flat face is frequently used in shrinking and dinging flat panels. The flat sides furnish a convenient anvil for repairing flanges. Sizes 4$\frac{3}{4}$"\times 2$\frac{3}{8}$"\times 1$\frac{1}{8}$". Weight 3.0 lbs.	1058	1
SHRINKING DOLLY (SERRATED)		Shaped like a toe dolly but has one face covered with raised serrations for shrinking metal stretched by dents. Weight 3.4 lbs.	1058S	1
HEEL DOLLY		Design makes it possible to reach easily into sharp corners and wide radii. These features are exclusive to the Heel Dolly and continue its high demand. Sizes 3$\frac{1}{4}$"\times 2$\frac{1}{2}$"\times 1$\frac{1}{16}$". Weight 2.7 lbs.	1059	1
GENERAL PURPOSE DOLLY		Provides convenient and comfortable hand hold during heaviest blows. Weight, balance and several differently crowned working faces, together with two beading and flange lips, give this dolly broad general use. Sizes 2$\frac{7}{8}$"\times 2$\frac{3}{8}$"\times 2$\frac{1}{4}$". Weight 3 lbs.	1060	1
UTILITY DOLLY		High-crown dolly with one narrow beading edge. Thick rounded sides are useful in short radii curves. Wide application of uses in high-crown portions of hoods, fenders and body panels. Sizes 3$\frac{1}{8}$"\times 3"\times 1$\frac{1}{2}$". Weight 2.9 lbs.	1061	1
EGG SHAPED DOLLY		This unique shape with high crown design is a very popular shape, with many different curves and angles. Sizes 1$\frac{1}{8}$"\times 2$\frac{1}{2}$"\times 3$\frac{1}{4}$". Weight 3.1 lbs.	1064	1
WEDGE DOLLY		Long, slender general purpose dolly. Widely favored by many body repair men for all-around use. The long, thin lip is very useful in working behind reinforcements. Sizes 5$\frac{1}{4}$"\times 2$\frac{3}{8}$"\times 2$\frac{3}{16}$". Weight 4 lbs.	1067	1
LOW CROWN DOLLY		Specially designed for use on low-crown panels where medium and high-crown dollies would stretch the metal. Angle between the sides and large face is less than 90°, which permits this dolly to reach into the corner of a flanged edge. Size 3$\frac{3}{8}$"\times 2$\frac{3}{4}$"\times 1$\frac{1}{4}$". Weight 3.3 lbs.	1068	1
"CHAMPION" HEAVYWEIGHT DOLLY		Heavy duty, general purpose fender dolly. A necessity on heavy gauge fenders which resist the blows of lighter dollies. Brings out the toughest damage. Seats comfortably in the hand and protects fingers from a swinging blow. Sizes 3$\frac{3}{8}$"\times 3$\frac{3}{8}$"\times 2$\frac{1}{16}$". Weight 4.6 lbs.	1070	1



Body and Fender Repair Tools





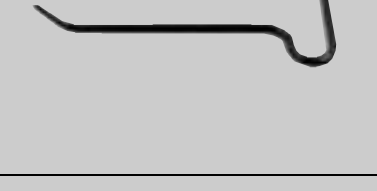

Body Spoons

Type		Description	Part No.	Std.
LIGHT DINGING SPOON		To ding ridges smooth and level. When held against ridge and struck with hammer, spreads blow over large area making smooth job and preventing damage to metal or finish. Not made for prying. Length 10" overall. Face 2" x 4¹/₄". Weight .50 lbs.	1036	6
COMBINATION SPOON		General purpose fender spoon. Used as dolly behind brackets, inner panels and similar places. Handle offset to give balance when dinging and for long reach. Has high-crown working surface. Face 1¹/₄" x 5¹/₂". Handle 1" octagon 4¹/₄" long. Weight 3.0 lbs.	1050	4
SPOON DOLLY		Long handle permits many uses in places otherwise inaccessible. Can be driven between reinforcements and outer panel, then used to pry outward as the metal is dinged. Excellent forming and caulking tool for the deep pockets of doors, quarter-panels, rear fenders and lower trunk panels. Size 2¹/₂" x 1" x 3". Weight 4.2 lbs.	1052	1
LONG CURVED SPOON		Long, thin, curved blade is handy for prying up dents behind curved reinforcements in header panels, hinge anchors in doors, body pillars and reinforcements in hoods and radiator shells. Length 10¹/₂" overall. Face 2" x 7". Weight 1.5 lbs.	1054	6
WING-DING SPOON DOLLY		The answer to repair problems on high fins. A dolly, a spoon, a pry. Long handle and special contours for working up inside cramped fins. Wide spoon transmits hammer blows over wide area without damaging finish. 1" handle diameter, 19" overall length. Weight 4.5 lbs.	1056	1
HEAVY DUTY DRIVING AND FENDER BENDING TOOL		Useful for restoration of turned under, non-wired flanged edges. Also handy for alignment of inner construction and flanges on alligator hoods. Heavy formed striking pads. Length 14¹/₂". Weight 3.2 lbs.	1091	1
CAULKING IRON		Excellent precision made wire caulking iron. Polished working surfaces are rounded for use on inside moldings. Face 1¹/₄" x 1". Overall length 11". Weight 1.4 lbs.	1096C	6
SURFACING SPOON		Excellent spoon for fender spring hammering, finishing and shaping. Curve gets behind inner construction between panels that are close for removal of dents. Molds panels. Blade fully polished. 9" Blade Length. 2¹/₈" Width. Overall Length 15¹/₈". Weight 2.5 lbs.	1024	1
MEDIUM CROWN SPOON		Long slender shape just like the 1024 surfacing spoon. Inside with medium crown, for high ridges or prying. For slapping and surface finishing on fenders, panels and trunk lids. Blade fully polished. 9" Blade Length. 2¹/₈" Width. Overall Length 14¹/₈". Weight 1.5 lbs.	1026	1

Body and Fender Repair Tools

Body Picks








Type		Description	Part No.	Std. Pkg. Qty.
MEDIUM CURVED PICK		Medium length. Curved and pointed. Use twisting or prying action. Length 26½". Weight 2.2 lbs.	1106	1
LONG CURVED PICK		Long length. Curved and pointed. Use twisting or prying action. Length 31". Weight 2.5 lbs.	1107	1
LONG CHISEL BIT PICK		Heavy duty. Employ twisting action. Chisel bit 1". Length 20". Weight 1.9 lbs.	1109	1
SHORT CURVED PICK		Extremely short length. Curved and pointed. Use twisting or prying action. Length 12". Weight .5 lbs.	1110	1
MEDIUM SHORT CURVED PICK		Short length. Curved and pointed. Use twisting or prying action. Length 18". Weight .7 lbs.	1111	1
LIGHT CHISEL BIT PICK		Light duty. Employ twisting action. Chisel bit 1¼". Length 16". Weight .7 lbs.	1112	1



Body and Fender Repair Tools

Miscellaneous Tools

Type		Description	Part No.	Std. Pkg. Qty.
ADJUSTABLE AND FLEXIBLE FILE HOLDERS		Permits use of files to 14". Handle adjustable for both right and left hand use for working close to offset or panels. Permit flexing either way to maximum point of safety against breakage. Weight 1.7 lbs.	1150	1
STANDARD 14" BODY FILE		Vixen milled, curved tooth. Plain blade. Flexible, standard cut, 8 tooth. 14" long. Weight .66 lbs.	1158F	5
STRAIGHT SHELL BODY FILE		Vixen milled, curved tooth. Plain blade. Half round shell, 8 tooth. Concave for shallow concave work. 14" long. Weight .66 lbs.	1163F	5
BODY DENT PULLER TOOL		Slide hammer activated. This tool provides a remarkably simple and easy method of removing a dent in a door or panel. Merely punch or drill a hole in the deepest part of the damage and insert a self-threading screw or hook. A few light impacts with the slide hammer will return the metal to original position. Shaft is 1/2" x 13" with locking device to keep screw from turning. Cadmium and black oxide rust-proof finish. Weight 3.9 lbs.	DP38	1
THE KEY TO METAL BUMPING		This book, entitled "The Key to Metal Bumping," is an excellent instruction manual and guide for every body man or student. It provides authoritative reference for techniques and methods for all phases of body and fender work. Its 126 pages cover most approaches to body repair problems. Visual assistance is rendered by more than 100 illustrations. It includes explanations of many time-saving short-cut methods to make the job easier and better. Among other features is a glossary of terms used in the trade. This is the third edition. The first was published in the late thirties and over the years has enjoyed widespread acceptance and usage as a guide and text by many public, private and trade schools. It is a perfect "tool of the trade" for the student and journeyman alike.	BFB	1

Body and Fender Repair Tools Tool Sets



Body and Fender Repair Tool Sets

PART NO.	659 K
153G.....	Cross Chisel Straight Hammer
158G.....	General Purpose Pick Hammer
160G.....	Heavy Duty Bumping Hammer
164G.....	Utility Pick Hammer
1058.....	Toe Dolly Block
1059.....	Heel Dolly Block
1060.....	General Purpose Dolly Block
1036.....	Light Dinging Spoon
1150.....	Adjustable File Holder
1158F.....	Body File Standard 14"
BFB.....	Instruction Manual
BX18.....	Tool Box



PART NO.	691 K
153G.....	Cross Chisel Straight Hammer
156G.....	Pick Hammer
158G.....	General Purpose Pick Hammer
160G.....	Heavy Duty Bumping Hammer
161G.....	Dinging Hammer
164G.....	Utility Pick Hammer
1058.....	Toe Dolly Block
1059.....	Heel Dolly Block
1060.....	General Purpose Dolly Block
1036.....	Light Dinging Spoon
1052.....	Spoon Dolly
1050.....	Combination Spoon
1150.....	Adjustable File Holder
1158F.....	Body File Standard 14"
162G.....	Shrinking Hammer
BFB.....	Instruction Manual
BX18.....	Tool Box



PART NO.	692 K
150G.....	Dinging Hammer
153G.....	Cross Chisel Straight Hammer
153GB.....	Cross Chisel Curved Hammer
155G.....	Fender Bumper
156G.....	Pick Hammer
156GB.....	Curved Pick Hammer
158G.....	General Purpose Pick Hammer
160G.....	Heavy Duty Bumping Hammer
161G.....	Dinging Hammer
162G.....	Shrinking Hammer
164G.....	Utility Pick Hammer
168G.....	Cross Peen Finishing Hammer
169G.....	Large Face Pick Finishing Hammer
1036.....	Light Dinging Spoon
1050.....	Combination Spoon
1052.....	Spoon Dolly
1054.....	Long Curved Spoon
1058.....	Toe Dolly Block
1059.....	Heel Dolly Block
1060.....	General Purpose Dolly Block
1061.....	Utility Dolly Block
1068.....	Low Crown Dolly Block
1091.....	Heavy Duty Driving Spoon
1150.....	Adjustable File Holder
1158F.....	Body File Standard 14"
BFB.....	Instruction Manual
BX17.....	Tool Box





Body and Fender Repair Tools Tool Sets

Part No.	644K	WOOD HANDLES	4 TOOLS
158G.....		General Purpose Pick Hammer	
153GB.....		Cross Chisel Curved Hammer	
1036.....		Light Dinging Spoon	
1058.....		Toe Dolly Block	
Part No.	644KFG	FIBERGLASS HANDLES	
158FG.....		General Purpose Pick Hammer	
153FGB.....		Cross Chisel Curved Hammer	
1036.....		Light Dinging Spoon	
1058.....		Toe Dolly Block	

Part No.	647K	WOOD HANDLES	7 TOOLS
153GB.....		Cross Chisel Curved Hammer	
162G.....		Shrinking Hammer	
164G.....		Utility Pick Hammer	
1036.....		Light Dinging Spoon	
1058.....		Toe Dolly Block	
1059.....		Heel Dolly Block	
1060.....		General Purpose Dolly Block	
Part No.	647KFG	FIBERGLASS HANDLES	
153FGB.....		Cross Chisel Curved Hammer	
162FG.....		Shrinking Hammer	
164FG.....		Utility Pick Hammer	
1036.....		Light Dinging Spoon	
1058.....		Toe Dolly Block	
1059.....		Heel Dolly Block	
1060.....		General Purpose Dolly Block	

Tool Boxes & Kit Bags



KIT BAGS

No. of Pouches	Length	Height	Wt.	Part No.
14	22½	15½	.35	C14
5	19½	40¼	.83	C55
6	15½	21¼	.34	C60B
6	8	12¾	.12	C66
7	13½	11½	.18	C70
8	19¼	19½	.39	C81
9	17½	15	.28	C90
11	25½	23¾	.61	C110
11	24½	17¾	.43	C111
14	29½	30¾	.84	C140
15	28	29¼	.84	C150
18	34½	24¼	.89	C180
5	9¾	15½	.17	C185
7	13¾	16½	.24	C187
1	8¾	2¼	.04	C591
1	5¾	2¼	.03	C691
1	4¾	2¼	.02	C791
1	3¾	16¾	.06	P296
1	5	13	.06	P396
1	6	14½	.08	P496
1	3¾	10¾	.04	P595
1	5¼	15	.08	P696



TOOL BOXES

Width	Depth	Height	Wt.	Part No.
20	8½	9½	12.70	BX17
16	7	7½	5.10	BX18
19¼	7	7½	9.00	BX21
24¼	9½	9½	20.00	BX24
26¼	12¼	15	51.00	BX26
10¼	7¾	7¾	1.50	BX100




A. SOCKET BOXES

Width	Depth	Height	Wt.	Part No.
6½	3¾	1½	.72	91
10¼	4¾	2	1.44	92
9½	3¾	1½	1.24	93
16¼	3¾	1½	2.00	94
18¼	3¾	2	2.39	95
25½	5¼	3	6.24	96A
4¾	2¼	1	.39	97
14¼	4¾	2	1.88	98
19¼	5¼	2	3.36	99
26¼	8¾	3¾	15.15	237
31	11½	4¾	21.50	299

B. SOCKET TRAYS

Width	Depth	Height	Wt.	Part No.
20¼	27½-1¼	2¾	1.00	59
10¾	1¼-1¼	1¼-1½	.42	74
10¾	1¼-1¼	2¾-2¾	.60	75
15¾	1¼-2¾	2¼	.93	84
16½	15¼-127½	12¼-27½	.84	151



CLIP RAILS

Length	No. of Clips	Drive	Wt.	Part No.
13"	12	¾	.14	240
7"	6	¾	.08	242
9"	8	¾	.10	244
9"	9	¾	.10	245
9"	10	¾	.10	246
7"	7	¾	.08	247
9"	6	½	.10	248
9"	11	¾	.10	249
9"	7	½	.10	250
13"	11	½	.16	254
11"	9	½	.14	256
17"	15	½	.20	258
13"	10	½	.16	261